

moment

OAIB

EXPO

CENTRAL ANATOLIAN MACHINERY AND ACCESSORIES EXPORTERS' UNION MAGAZINE

TURKEY TO SUCCESS



**TURKISH
MACHINERY**

ASSOCIATION
OF
TURKISH
TEXTILE MACHINERY
MANUFACTURERS

TEMSAD

www.turkishmachinery.org

**TURKISH
MACHINERY
SECTOR**

MACHINERY
FOREIGN TRADE
BETWEEN
**SPAIN
AND
TURKEY**

CONTENTS

4	TURKEY: A COUNTRY OF PRODUCTIVITY
8	TURKISH MACHINERY SECTOR
12	ADDED VALUE CREATED PERFECTLY
16	THE ONLY ADDRESS OF TURKISH MACHINE EXPORTERS
18	TURKISH MACHINES PROMOTED TO THE WORLD
20	THE MAGIC LOGO: TURQUM
22	ASSOCIATION OF TURKISH TEXTILE MACHINERY MANUFACTURERS: TEMSAD
24	FOREIGN TRADE BETWEEN TURKEY AND EU IN MACHINERY AND ACCESSORIES
30	MACHINERY FOREIGN TRADE BETWEEN SPAIN AND TURKEY
34	TURKISH COMPANIES PARTICIPATE IN ITMA
38	TURQUM CERTIFIED COMPANIES
44	TURKISH MACHINERY ASSOCIATIONS

4




16



18



38



TURKEY

A COUNTRY OF PRODUCTIVITY

WITH ITS RECENT ECONOMIC AND REGIONAL INTEGRATION, TURKEY OFFERS ONE OF THE MOST DYNAMIC BUSINESS ENVIRONMENTS IN THE WORLD. THERE ARE MANY BUSINESS OPPORTUNITIES IN THIS PROMISING COUNTRY, WHICH IS ONLY AT THE BEGINNING OF ITS GROWTH POTENTIAL.



Turkish economy owes its great performance and high growing rates in the last eight years to its steady financial policies supported by the reforms implemented since 2002. The structural reforms, which enabled the adaptation process to the global economy in macroeconomical respect, made Turkey the leading country in its region with regard to the foreign direct investment (FDI) figures and also paved the way for revolutionary innovations in economy and finance sectors. These reforms, implemented rapidly owing to the EU-membership process, focused primarily on the liberalisation of the Turkish



economy, prioritization of the private sector, raising the productivity and resistance in the field of finance and restructuring the social security system on a solid basis. The success of the reforms implemented can be easily understood from the country's strong economic base and financial indicators. Inflation level has decreased to 6,4 percent as of end of 2010, from its 2002 level of 30 percent. EU-defined general administration nominal debt stock decreased from 74 percent to 41,6 percent in eight years between 2002 and 2010 and thus, Turkey became adapted to the "maximum 60 percent public debt stock" principle in 2004, one of the EU's Maastricht criteria.

27 quarters successively and become one of the fastest growing countries in Europe prior to the global financial crisis, which made itself evident after the second half of 2008. Nevertheless, the effects of the global crisis, which destroyed the macroeconomic and financial stability, created difficulties for world economies such as loan shortages and decrease in demand and caused a substantial decline in global commercial activities. Turkey, standing out with the resistance of its finance markets to crisis, experienced a shrinkage in its economy in 2009 as a consequence of the decrease

PER CAPITA INCOME 10 THOUSAND DOLLARS

In 2010, Turkey's gross domestic product (GDP) almost tripled, increasing from its 2002 level of 231 billion dollars to 736 billion US dollars. In the same year, the national per capita income increased from 3.500 US dollars to 10.079 US dollars. The remarkable advances in the Turkish economy reflected on the export and tourism incomes as well and the total export, which amounted to 36 billion US dollars in 2002 rose to 114 billion US dollars as of end of 2010. Tourism income, on the other hand, surpassed 20 billion US dollars in 2010 while it amounted to only 8,5 billion dollars in 2002. Thanks to its outstanding performance in such a short period, Turkey is today viewed as an extraordinary "rising economy" on a global scale. Indeed, in the GDP ranking with regard to purchasing power parity, Turkey became the 6th greatest economy in EU and the 16th greatest economy in the world.

CRISIS PASSED TANGENT

Turkey is a country that managed to maintain a big growth rate in

Year	Export (1000 \$)	Import (1000 \$)
2000	27.774.906	54.502.821
2001	31.334.216	41.399.083
2002	36.059.089	51.553.797
2003	47.252.836	69.339.692
2004	63.167.153	97.539.766
2005	73.476.408	116.774.151
2006	85.534.676	139.576.174
2007	107.271.750	170.062.715
2008	132.027.196	201.963.574
2009	102.142.613	140.928.421
2010	113.883.224	185.544.332
2011*	65.632.064	119.610.242

* As of the 2nd quarter



Official Language **Turkish**
 Capital **Ankara**
 Form of government **Republic**
 Regime **Democracy**
 Founder **Mustafa Kemal Atatürk**
 President **Abdullah Gül**
 Prime Minister **Recep Tayyip Erdoğan**
Area

On the map: **779.452 m2**
 Real surface: **814.578 m2**
Comprises 1.3 percent of the world. 36th biggest country. Largest surface area in Europe after Russia.
 Population **73.722.988 (as of end of 2010)**
 Population per square kilometer **96**

Official days
 April 23 **1920 National Sovereignty and Children's Day**
 May 19 **Youth and Sports Day**
 August 30 **Victory Day**
 National income **1.118 trillion dollars**
 National per capita income **10.**
 Export **113.883.224**
 Import **185.544.332**
 Annual inflation **6.40 % (as of end of 2010)**
 Producer price index **9.20 %**
 Currency **TL**
 Time zone **EET (UTC+2)**
 Summer time zone **EEST(UTC+3)**
 Motto **Peace at home, peace in the world**
 Flag colours **Red-white**
 National Anthem **Independence March**
 Internet **.tr**
 International phone code **+90**

FINANCIAL INDICATORS

	2010	2011*
GDP (million dollars)	735.3	746
Growth (GDP %)	8.9	6.0
Special Consumption(%)	6.6	7.0
Inflation (TÜFE, average %)	8.6	6.0
TL/Dollar (year end)	1.54	1.66
TL/dollar (average)	1.50	1.61
Export (billion dollars)	121	134.5
Import	-177.3	-210.4
Current account deficit (as per GDP %)	-6.5	-8.8
Budget balance (as per GDP %)	-3.6	-1.5

*Economist Intelligence Unit estimation



in foreign demand and deceleration in capital flow in its economy. Nevertheless, the positive developments in this field are reflected in financial indicators, which reveal that a recovery period started in the last quarter of the same year with an impressive 5,9 percent growth rate. This huge growth continued in 2010 and the related growth rates in the four quarters were 12 percent, 10,3 percent, 5,2 percent and 9,2 percent respectively. The average growth rate recorded in 2010 was 8,9 percent. Boasting such a potent economic performance, Turkey has become the fastest growing economy in Europe and one of the fastest growing economies in the world.

TURKEY'S ADVANTAGES

Turkey offers various advantages, including its logistics industry, which developed really well especially after the country's membership to the EU Customs Union. The geographical infrastructure, hard infrastructure and corporate infrastructure of the country is among the major factors that attract potential investors. Turkey's closeness to the main markets in CIS, Middle East and North Africa makes 1,5 billion consumers easily accessible. Abolition of the Special Consumption Tax applied for aircraft fuels led to remarkable discounts in aircraft costs and thus in flight prices. As a result, six airline companies started domestic airline activities to meet the rising demand for flights in the last few years. As one of the key members of Organization of the Black Sea Economic Cooperation, Turkey plays a major role in connecting

the Pan-European transport corridors to Middle Asia. Moreover, the Mediterranean Basin, Turkey's natural water connection, has been gaining more and more importance with respect to both East-West and North-South connections. Turkey's national highway and railway networks are totally integrated to the Euroasian infrastructure. Silk Road Railway, too, will provide such a railway connection via Turkey to Europe, Middle East, Turkic Republics and Far East. The capacity of logistic services is steadily being increased through regular lorry transport and Ro-Ro ferry rides. Besides, two important natural gas pipeline projects have been launched to serve the purpose of carrying gas to Europe. The projects were developed under partnership of different countries, "Interconnector" project by Turkey, Greece and Italy and "Nabucco" project by Turkey, Bulgaria, Romania, Hungary and Austria. Turkey-Greece leg of the Interconnector project has been completed and gas delivery to Greece via Turkey has started. Greece-Italy leg of the project, however, is under construction. Nabucco project, on the other hand, is aimed to connect the Caspian Sea and Middle East to west Europe and thus provide natural gas to European markets via Turkey, Bulgaria, Romania, Hungary and Austria.

TURKEY'S STRONG INFRASTRUCTURE

With its strong infrastructure, reliable transport services and strategic location, Turkey meets all the need for efficient and cost-effective transportation. Telecommunication sector in Turkey entered a period of development in recent years, which

started following the privatization of 55 percent of Türk Telekom shares. Introduction of mobile phone and internet services added variety to the services already available in the telecommunication sector and thus created new economies with attractive fields to improve the investments. In the Strategy Document for Electric Energy Market and Security of Supply, it is stated that Turkey's strategy in the energy sector is to provide the consumers with energy sources playing an important role in the country's economic and social life and with electricity, served sufficient at a high quality, uninterrupted, at low prices and environment-friendly. In addition to unused energy sources such as hydraulic and lignite, the renewable energy potential of Turkey also offers a great opportunity to the investors. "Law on Making Amendments on the Law Related to the Use of Renewable Energy Sources for Electric Energy Production" dated 29.12.2010 and numbered 6094 encourages such investments and makes them more attractive.

With this new supporting plan, different tariffs are offered for renewable sources that vary in their way of electricity production. Here is the general tariff: Production based on hydraulic and wind energy 7,3 US dollar cents/ kWh; Production based on geothermal energy 10,5 US dollar cents/kWh; Production based on solar and biomass energy (including exhaust gas) 13,3 US dollar cents/kWh. In addition, production plants that use domestically produced technical equipment receive a discount of 0,4-3,5 US dollar cents/kWh.

YOUNG AND DYNAMIC POPULATION

Turkey has a location that enables to communicate with the coun-

tries that lie on its west and east in the same working day. It has a total surface area of 783,562.38 km2 and is divided in seven geographical regions, namely Marmara, Aegean, Mediterranean, Southeast Anatolian, East Anatolian, Central Anatolian and Black Sea regions. It is surrounded by four seas: Mediterranean Sea, Aegean Sea, Marmara Sea and Black Sea. Turkey has a population of 74 million with an age average of 29,3. Over 25 million of this population is economically active, making Turkey the country with the 4th biggest workforce among the EU countries. Turkey's young population, the leading factor that contributed to the growth of workforce, helped the country surpass all its rivals. The young workforce, distributed in various sectors, reflects the abundance of the opportunities offered to the investors. Turkey is also very competitive in terms of productivity, besides wages. The worker productivity of the country has increased steadily as a result of the decrease in real unit wages. Turkey has a young and dynamic population and business ethic plays a key role in Turkish business culture. Professional life and workplace have a special place in Turkey as it provides the people opportunities to use their skills and improve themselves. High level of productivity, low absence rate and working hours at maximum levels all indicate the loyalty of the workforce. In order to control and supervise various markets in terms of legal conformity, autonomous institutions have been set up in Turkey, in accordance with the requirements of a functioning market economy. These institutions are administratively and financially independent. These include Competition Authority, Energy Market Regulatory Authority, Telecommunications Authority, Tobacco and Alcohol Market Regulatory Authority.





IN THE TURKISH MACHINERY MANUFACTURING INDUSTRY, ALL KINDS OF MACHINERY AND ACCESSORIES ARE MANUFACTURED AT HIGH QUALITY AND COMPETITIVE PRICES. THANKS TO THE GREAT IMPORTANCE IT ATTACHES TO RESEARCH&DEVELOPMENT AND INNOVATION ACTIVITIES, TURKISH MACHINERY SECTOR MANUFACTURES HIGH-QUALITY PRODUCTS AT REASONABLE PRICES AND THUS INCREASES ITS SHARE OF THE WORLD MACHINERY TRADE RAPIDLY EVERY YEAR.



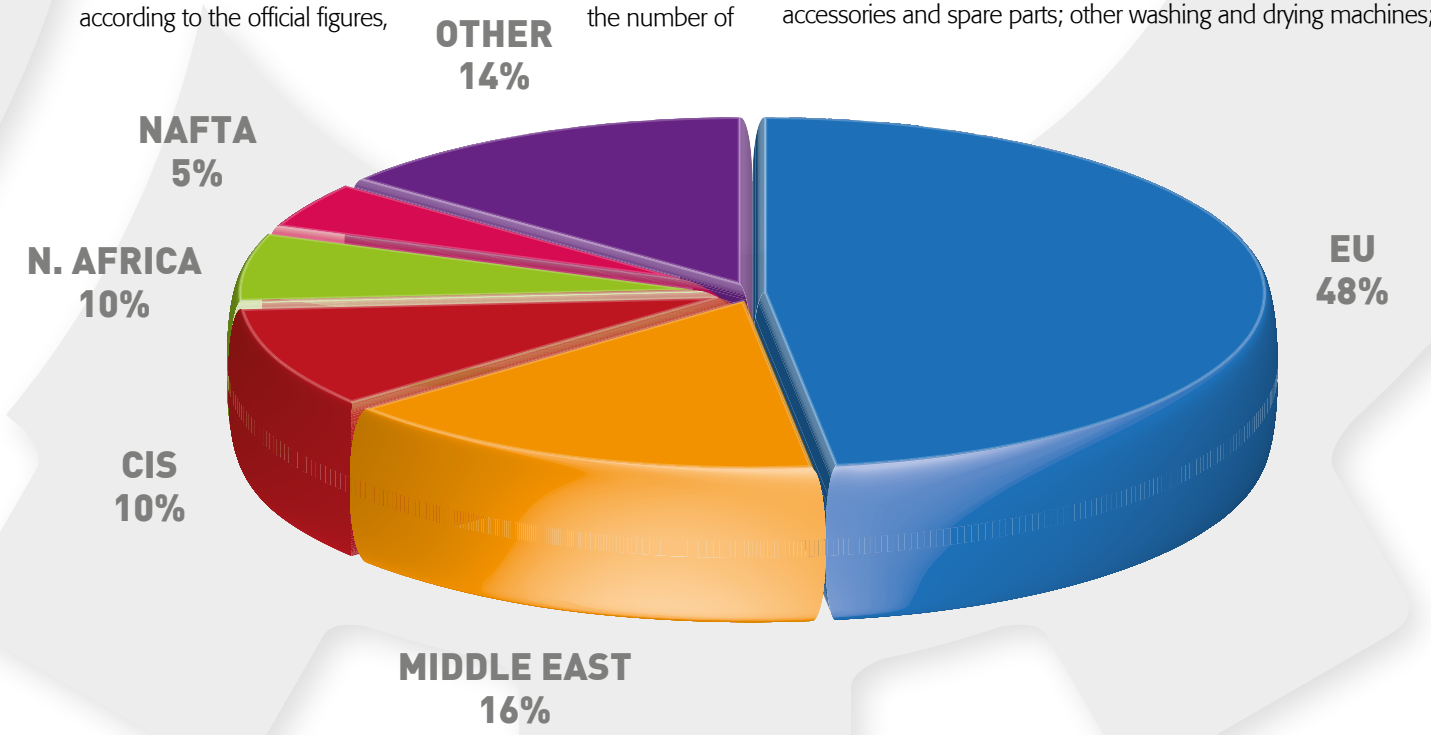
Machine manufacturing industry is the driving force of industrialization of our country as well as the whole world and it will be the foundation stone of our country's development in the future as well. Turkish Machine Manufacturing Industry continues to strengthen its position in the world machine manufacturing industry. Turkish machinery industry has shown approximately 20 percent of annual growth rate since 1990. The total machine manufactured in Turkey is approximately 18 billion USD and it is 5 percent of the total machine manufactured in the European countries. The annual increase in the machinery manufacturing industry is expected to be at an average of 12-15 percent in the next 5 years. In 15 EU countries 21,315 companies display activity in machine manufacturing industry; in our country there are 11 thousand machine manufacturers. The sources in the sector state that this number is 20 thousand. However if we make an estimation according to the official figures, the number of

companies are almost as much as half of the number of companies in 15 EU countries. The leading product groups manufactured in the Turkish machine industry are: reactors and boilers; turbines and jet propellers; pumps and compressors; valves; air conditioners and cooling machines; heaters and cookers; roller and foundry machines; food industry machines; agriculture and forestry machines; load lifting, carrying and stowing machines; construction and mining machines; paper and typography machines; washing, drying and ironing machines; textile and ready-to-wear clothes machines; machines to process leather; rubber and plastic; metal and machine tools; engines and spare parts; office equipment; bearings, weapon and ammunition and packaging machines.

INNOVATION IN TURKISH MACHINES

The top 5 items on the Turkish Machinery Export list, on the other hand, are air conditioners, cooling machines and freezers; engines, accessories and spare parts; other washing and drying machines;

**TURKISH
MACHINERY
SECTOR**





other machines, accessories and spare parts; pumps and compressors. In 2010, the export amount of the machinery sub-sectors as a whole increased 16,3 % in quantity and 13,6 % in value compared to the previous year.

Most of the active companies in the Machine Manufacturing Industry in Turkey are SME (Small and Medium Sized Enterprise) However their ability to adjust to technological developments quickly, adequate manpower and advanced engineering skills are the elements that increase their chance to compete in international markets. On the other hand, every kind of machine and accessories are produced in high quality and competitive prices in the Turkish Machine Manufacturing Industry. We have high competitive power especially on machines and complete facilities which are manufactured upon order. Our Machine Manufacturing Industry has the capacity to meet the domestic demand in many sub-sectors with its own production and it attaches great importance to R&D and innovation works. The exporters in Turkish machine manufacturing sector have important advantages. Domestic input rate is 80-85 percent in the manufacturing process; our companies have turned to international markets parallel to the globalism in the world in the recent years; our country is close to markets which are geographically important.

TURKISH GOVERNMENT GIVES IMPORTANCE TO MACHINE INDUSTRY

The total amount of Turkey's machine and accessories export was 1.8 billion USD in 2001, it reached to 10 billion dollars at the end of 2010. In January-August 2011 period, the total export of Turkish machine industry increased by 23 percent compared to the same period of last year and reached 7 billion USD. The machinery sector has a share of 15 percent in world trade and it has shown important increases in the world wide export. The impor-

tance of the machinery sector has been increasing because of its contribution on other sectors. Today Turkey has export to countries which have advanced technology and which are among the leading countries in the machine trade; in Turkey the machine sector is the most regarded sector in the recent years. The machine manufacturing industry has crucial importance in the Turkish economy. With the increasing export rate which is above the general export increase of Turkey, with high added value which it created and with the high quality manufacturing; the machinery sector is the driving force of industrialization in our country

According to the report prepared by EU Commission in September 2004, there are 21.315 machinery manufacturers in 15 EU countries and the number of employees 2,2 million. According to this data, average employment in machinery sector has increased from 90 to 103 in ten years period. There is 10% an increase in employment although the number of companies has decreased 10% in EU. In the report it is also stated that other than these 21.000 companies, there are also 60.000 companies having less than 20 employees, which produce parts and accessories and provide maintenance service. As a result approximately 25% of the companies in the sector are real machinery manufacturers. It is estimated that there are approximately 20.000 machinery producers in Turkey according to the data of State Institute of Statistics and other sources.

Our machine export trade had always had a tendency in constant increase, and Turkey machinery export reached to 10 billion USD; and has been increasing its export rate in the world machine export market and is now in 29 th place on last year's world listing. Turkish machine manufacturers have an important level of export to the leading countries in world. High quality is the reason for being preferred in those markets. Turkish machine companies export

EXPORT FIGURES CONCERNING THE WHOLE MACHINERY AND ACCESSORIES SECTOR	JANUARY-DECEMBER 2009		JANUARY-DECEMBER 2010		[%] Change	
	Quantity (Kg)	Value (\$)	Quantity (Kg)	Value (\$)	Quantity	Value
REACTORS AND BOILERS	41.199.424	278.331.104	39.649.028	292.638.648	-3,8	5,1
TÜRBİNES, JET PROPELLERS, HYDR. CYLINDERS, ACCESSORIES AND SPARE PARTS	11.282.135	212.242.304	11.965.294	234.023.800	6,1	10,3
PUMPS AND COMPRESSORS	58.584.711	471.410.111	71.887.217	581.912.291	22,7	23,4
VALVES	30.630.183	265.086.643	37.640.434	323.487.833	22,9	22,0
AIR CONDITIONERS, COOLING MACHINES AND FREEZERS	349.455.551	1.613.578.205	402.141.935	1.830.256.662	15,1	13,4
HEATERS AND COOKERS	27.460.897	222.289.776	30.992.526	227.288.005	12,9	2,2
ROLLER AND FOUNDRY MACHINES, MOULDS, ACCESSORIES AND SPARE PARTS	37.799.998	278.787.622	37.041.745	256.765.995	-2,0	-7,9
FOOD INDUSTRY MACHINES, ACCESSORIES AND SPARE PARTS	54.885.724	376.587.549	57.102.278	383.572.878	4,0	1,9
AGRICULTURE AND FORESTRY MACHINES	68.514.735	309.217.163	76.151.332	341.759.956	11,1	10,5
LOAD LIFTING, CARRYING AND STOWING MACHINES	29.980.904	164.093.156	32.607.656	157.197.601	8,8	-4,2
CONSTRUCTION AND MINING MACHINES	150.642.577	607.576.315	196.503.480	741.784.972	30,4	22,1
PAPER MANUFACTURING AND TYPOGRAPHY MACHINES	5.174.052	43.079.994	7.445.934	58.714.448	43,9	36,3
OTHER WASHING AND DRYING MACHINES	303.663.117	1.037.284.435	329.447.221	1.069.838.414	8,5	3,1
TEXTILE AND READY-TO-WEAR CLOTHES MACHINES	53.326.717	264.942.800	56.740.966	270.405.959	6,4	2,1
LEATHER PROCESSING AND MANUFACTURING MACHINES	1.355.966	5.656.591	1.547.862	7.976.144	14,2	41,0
RUBBER AND PLASTIC PROCESSING MACHINES	6.577.643	63.306.420	7.191.487	71.516.401	9,3	13,0
MACHINE TOOLS	71.415.098	454.929.460	93.900.457	513.032.785	31,5	12,8
OTHER MACHINES, ACCESSORIES AND SPARE PARTS	70.329.116	503.760.877	91.229.199	593.639.734	29,7	17,8
ENGINES, ACCESSORIES AND SPARE PARTS	57.165.425	1.087.565.850	83.742.331	1.438.159.781	46,5	32,2
OFFICE EQUIPMENTS AND MACHINES	2.875.160	92.764.088	3.149.622	132.388.253	9,5	42,7
BEARINGS	6.711.795	67.019.594	8.911.711	90.812.714	32,8	35,5
WEAPON AND AMMUNITION FOR THE DEFENSE INDUSTRY	12.895.107	326.385.892	11.417.951	289.577.935	-11,5	-11,3
PACKAGING MACHINES, ACCESSORIES AND SPARE PARTS	3.034.782	66.034.955	3.957.176	104.401.754	30,4	58,1
TOTAL	1.454.960.817	8.811.930.902	1.692.364.840	10.011.152.962	16,3	13,6

approximately to 200 countries, the sector is trying to access to different markets every year. The sector plans the manufacture increase in relation to export rates. The EU countries and the USA are the top of the list of countries in trade with. The import of Turkish machine sector increases, as well as the export Turkish Machinery Is Exported To Almost 200 Countries and Turkish Machinery Sector has an important place in World Trade. With a value of 1,5 trillion dollars, the machinery sector accounts for 12 % of the total worldwide export and takes the 3rd place in the world trade after oil and electrical-electronic products.

This sector has reached world markets in a quick and effective way, increased export over the general export rate of Turkey and showed successful graphic. In order to make constant increase

of export, all authorized bodies and institutions cooperated in harmony and determined strategies, accepted Turkish machine sector as the engine of the industry policy. These show that special importance has been attached to the Turkish machinery sector. Today, the machinery manufacturing industry reached a stage which brings machines, electronics, software and services together to compose complex manufacturing and process systems that are needed for production, survival and progress of all sectors. With this position, it is at the centre of all manufacturing industry. For that reason, the development models which will be set for our country are needed to be based on machines and first of all should set a strategy for our machinery sector and then the necessary measures should be taken and the activity should be started immediately.



ADDED VALUE

TURKISH TEXTILE MACHINERY EXPORT HAS MADE A REMARKABLE PROGRESS SINCE 2006. TURKISH TEXTILE MACHINES CREATE ADDED VALUE PERFECTLY ALL AROUND THE WORLD.

CREATED PERFECTLY

One of the most major activity fields of the Turkish machinery sector is the segment of textile machinery. Turkey is one of the leading countries in textile worldwide. Boasting a high quality level, Turkish textile sector offers its services to giant brands in various processes. Furthermore, it maintains its activities through its own brands, which have a serious level of market domination. While Turkish textile sector takes such successful steps, Turkish textile machinery becomes more and more prominent around the world. Textile machines manufactured in Turkey are getting more widely used around the world. While Turkey's textile machinery export was at a level of 224 million dollars in 2006, it saw an increase of 18,75 percent and rose to 266 million dollars as of end of 2010. Turkey is one of the countries that had the greatest increase rates in the textile machinery sector compared to 2006. Between 2006 and 2010, a decrease was observed in the textile machinery export rates of countries like Germany, Italy, Switzerland and USA, the leading exporters in the field of textile. However, Turkey added to its strength in this field with a great 18,75 percent increase in the same period. Before reviewing the details of this outstanding performance of the Turkish textile machinery sector, it is better to have a closer look at the current state of this sector in the world.

WORLD LEADER GERMANY

The textile machinery sector, where Turkey is rising fast, is making a distinctive progress in the world, too. According to United Nations (UN) Statistics Division data, textile machinery export increased by 35,3 percent from its 2009 level of 17,2 billion dollars to 23,3 billion dollars in 2010. The leader of the textile machinery sector, which is rising worldwide, is Ger-

TURKEY'S EXPORT OF TEXTILE MACHINES SECTOR (\$)		Source: Turkish Statistical Institute				
CTSP	CTSP	2008	2009	2010	(01-07) 2011	CHANGE
10/09	KURUTMA MAKİNELERİ KURU ÇAMAŞIR KAP.←10 KG.	49.267.621	46.610.781	59.809.783	19.660.796	28,3
845121	DRYING MACHINES DRY CLOTH CAPACITY ←10 KG.	49.267.621	46.610.781	59.809.783	19.660.796	28,3
844630	WEAVING MACHINES (SHUTTLELESS) FABRIC WIDTH←30 CM.	21.949.581	19.232.333	25.700.432	7.581.500	33,6
845140	WASHING, BLEACHING/DYEING MACHINES	21.226.324	22.194.327	20.546.997	11.552.125	-7,4
845180	MACHINES FOR FABRIC SIZING, FINISHING, PADDING ETC.	21.080.644	15.348.704	18.096.993	8.138.518	17,9
844849	ACCESSORIES AND COMPONENTS OF WEAVING MACHINES/AUXILIARY MACHINES	8.649.659	6.317.837	12.301.034	5.505.806	94,7
844520	SPINNING MACHINES FOR WEAVABLE FIBRES	15.866.158	11.125.607	11.632.261	9.490.182	4,6
845130	IRONING MACHINES-PRESSES (INCLUDING FUSING PRESSES)	11.818.833	10.547.059	9.485.647	3.412.365	-10,1
845229	OTHER SEWING MACHINES	10.020.831	7.867.009	8.640.048	6.599.507	9,8
845190	ACCESSORIES AND COMPONENTS OF FABRIC WASHING, DRYING, IRONING MACHINES	8.725.780	6.456.461	7.245.732	4.177.198	12,2
844839	ACCESSORIES AND COMPONENTS OF SPINNING MACHINES FOR WEAVABLE FIBRES	2.353.320	4.868.942	6.827.544	3.077.440	40,2
	OTHER	99.991.521	115.106.394	86.052.672	64.808.104	-25,2
	TOTAL	270.952.280	265.677.463	266.341.153	144.005.552	0,2

many. Textile machinery export of Germany in 2010 amounted to 4,2 billion dollars. This amount shows that Germany by itself accounts for 17 percent of the total textile machinery export in the world. Germany is followed by Japan with 3,2 billion dollars and People's Republic of China with 3,1 billion dollars. In the world ranking, the export rate increase of the countries compared to the previous year is considered as important as their export amount in 2010. In the ranking of countries in terms of export increase, Japan is the leading country. UN Statistics Division data reveals that Japan had greatest increase level in textile machinery export in 2010, with a 103,5 percent increase compared to 2009. Behind Japan comes Taiwan with a 53 percent increase. Taiwan is followed by China with 50 percent. These figures show that it is strongly possible for the Far East to take over the leadership in textile machinery sector from Germany in the forthcoming period. Germany, Japan and China together account for 45 percent of the world textile machinery industry. Among the top ten countries, the one with the lowest increase rate is Poland with 12,8 percent.

CHINA LEADING IN EXPORT

Finding out which countries this much export is concentrated on, we are confronted with the import figures of the world textile machinery sector. In parallel with the increase in the export of textile machinery sector, import rates in this segment have also significantly increased. Import of this sector increased by 36,8 percent in 2010, rising from 17,5 billion dollars to about 24 billion dollars. Top importers of textile machinery include of course the leading textile manufacturing countries. Not surprisingly, China takes the first place. Its textile machinery import in 2010 amounted to 4,6 billion dollars. China is followed by the USA with 2,2 billion dollars. Other major countries in the import of the sector are India, Turkey and Germany respectively. It is seen that most countries among

the first ten in the total textile machinery sector import, except Hong Kong, have also increased their import rates. In 2010, Hong Kong had a decline of 10,1 percent in its import. Increase rates, on the other hand, were as follows: Turkey, 136,3 percent; PRC, 67,7 percent; Italy, 46,9 percent and Bangladesh, 35,3 percent. With its 2010 import of 1,1 billion dollars, Turkey has the biggest share of the world import with 136,3 percent. Turkish entrepreneurs should review these import figures carefully because they clearly show the tendencies of the demand in the world for these machines.

DRYING MACHINES ARE THE MOST TRADED PRODUCTS

An overall geographic picture of the world textile machinery sector should also include an evaluation of the products subject to this trade. Because knowledge of which products or product groups are the top trade items in the world textile machinery sector plays a decisive role in terms of directing the manufacturing activities.



TURKEY'S EXPORT OF TEXTILE MACHINES SECTOR BY COUNTRIES (\$)

Source: Turkish Statistical Institute

	COUNTRY NAME	2008	2009	2010	(01-07) 2011	CHANGE 10/09
1	IRAN	12.642.844	16.184.981	27.590.868	10.990.970	70,5
3	INDIA	13.060.513	18.192.266	24.554.469	17.380.220	35,0
4	ENGLAND	12.544.329	14.059.700	16.658.031	4.913.435	18,5
5	UZBEKISTAN	16.061.675	18.032.049	16.512.336	11.399.301	-8,4
6	GERMANY	21.101.175	9.759.113	13.163.228	6.320.452	34,9
7	BANGLADESH	21.119.092	17.287.189	11.781.568	6.095.828	-31,8
8	EGYPT	23.593.877	22.127.990	11.301.233	5.898.749	-48,9
9	FRANCE	10.058.987	7.771.958	10.535.589	3.469.546	35,6
10	SUDAN	27.284	14.183.684	9.745.714	1.018.722	-31,3
	OTHER	140.740.496	128.076.524	124.496.107	76.516.318	-2,8
	TOTAL	270.952.280	265.677.463	266.341.153	144.005.552	0,2

When statistics on product groups are reviewed from this point of view, it is seen that drying machines with a capacity of less than 10 kg and dry-cleaning machines are the most traded products. According to the same data set given above, these products were also the most exported and imported products in 2010. World export of these products in 2010 increased by 10 percent compared to the previous year and reached 1,6 billion dollars. Import of these products increased by 10 percent, too. The most traded products after drying machines and dry-cleaning machines were of course sewing machines. According to UN Statistics Division data, the export of sewing machines increased by 40 percent compared to the previous year and rose to 1,3 billion dollars while the export of flat knitting machines keep increasing at the same rate.

IMPORT REALLY THREATENING FOR TURKEY?

Making a new assessment of Turkey's position in this overall picture of the world export, it is possible to talk of a positive state. Same data reveals that Turkey increased its textile machinery sector export by 1,3 percent compared to the previous year to an

amount of 266 million dollars. Turkey's textile machinery import, on the other hand, increased 100 times the export rate, that is, by 136 percent and reached 1,1 billion dollars. In fact, these figures may lead to pessimism at first glance. Reviewing them, it is possible to claim that the Turkish textile machinery sector can not meet the domestic demand sufficiently and causes a serious level of foreign trade deficit in this field. However, reviewing the course of export and import in the long run, it should also be added that Turkey has shown a significant advance in this field. It is clear from the UN Statistic Division's related figures that Turkey has been increasing its textile machinery sector exports since 2006. As we stated at the beginning of this article, while the textile machinery export of countries like Germany, Italy, Switzerland and USA decreased between 2006 and 2010, Turkey had an increase of 18,75 percent. On the other hand, its import in this field did not rise in a chronic manner. This is positive news, too. It is true that a 136 percent increase occurred in Turkey's textile machinery import from 2009 to 2010, but it was also observed that this import declined by 14,5 percent from 2006 to 2010. It can be concluded that the export-import balance of the sector has started to follow a positive path in the medium term.

TOP EXPORT PARTNER IRAN

Examining the characteristics of the trade realized in this positive course, it can be observed that Turkey has a predominance in this field of trade in its own region. Turkey's major export partner in textile machinery is its eastern neighbour Iran. Export to Iran in 2010 amounted to approximately 27 million dollars. This year, too, has seen a good level of export to this country. TÜİK data reveals that the Turkish machinery sector has already reached an export of 10 million dollars in the first 7 months of 2011. It should be underlined as well that the Iranian market has enormously grown for the sector. According to TÜİK figures, Turkey's textile machinery export to Iran increased by 70 percent in 2010 compared to 2009. India is another important market for Turkey in terms of this field. Turkey's textile machinery export to India in 2010 amounted to 24 million dollars. It also increased by 35 percent, maintaining India's position as a vital market. Ranking third is a European country, England. Among the top ten countries Turkey most exported

textile machinery in 2010, Iran, India and France stand out as the ones with the greatest increase rates. The greatest decrease in the export to these countries, on the other hand, was observed in the export to Egypt. Like in the other parts of the world, the most exported products are drying machines and dry-cleaning machines. Turkey's export of the products in this group was about 60 million dollars in 2010. This amount is equal to about one fourth of Turkey's export in the textile machinery sector. Unlike the overall picture of export product groups in the world, Turkey's second major export product group is weaving machines with a fabric width of less than 30 cm. In 2010, export of this product group amounted to 25 million dollars.

TOP IMPORT PARTNER GERMANY

Turkey's textile machinery import, which was at a level of about 478,8 million dollars in 2009, increased by 136 percent in 2010 to 1,1 billion dollars. In 2010, our three major partners in textile machinery import were Germany with an amount of 322 million dollars, Italy with 164,5 million dollars and Switzerland with 121,3 million dollars. Turkey's textile machinery import from Belgium registered a huge increase of 345,5 percent, the most remarkable change rate among the top ten import partners in this sector. The major product group in our import from various countries, particularly those stated above, is weaving machines. Import amount of these machines accounts for nearly half of the total textile machinery export. According to TÜİK data, the import of these products in 2010 reached 116 million dollars. The next major product group is knitting machines and flatbed knitting machines with an import amount of 83 million dollars. These product groups also give clear hints regarding the character of the Turkish textile sector. The import figures related to these groups provide the Turkish machinery sector some projections concerning the needs of Turkish textile suppliers in the domestic market. As a result, a road map is set, showing what products to concentrate on in order to reduce the related foreign trade deficit, which reached an enormous peak especially in 2010. This road map may form one of the basic elements of the positive move referred above and the Turkish textile machinery sector, with its potential, may create a higher level of added value.



TURKEY'S IMPORT OF TEXTILE MACHINES SECTOR BY COUNTRIES (\$)

Source: Turkish Statistical Institute

	COUNTRY NAME	2008	2009	2010	(01-07) 2011	CHANGE 10/09
1	GERMANY	286.016.271	139.649.390	321.921.095	233.825.175	130,5
3	ITALY	141.900.590	79.930.107	164.587.465	151.785.044	105,9
4	SWISS	126.041.784	41.325.454	121.387.512	124.482.745	193,7
5	JAPAN	101.587.609	47.151.234	116.221.889	93.358.143	146,5
6	BELGIUM	120.081.228	22.826.493	101.682.468	92.237.233	345,5
7	CHINA	85.235.276	35.384.609	91.879.526	66.511.661	159,7
8	FRANCE	52.797.652	25.398.220	50.924.833	29.900.057	100,5
9	TAIWAN	20.646.862	9.029.713	33.170.526	15.941.905	267,3
10	REPUBLIC OF KOREA	42.678.096	17.957.178	32.675.808	15.992.828	82,0
	OTHER	74.667.756	60.225.810	97.072.218	59.946.161	61,2
	TOTAL	1.051.655.132	478.880.217	1.131.525.350	883.982.963	136,3





THE ONLY ADDRESS OF TURKISH MACHINE EXPORTERS

CENTRAL ANATOLIAN MACHINERY AND ACCESSORIES EXPORTERS' UNION HAS BEEN OFFICIALLY IN ACT SINCE 2002 TO GATHER MACHINE MANUFACTURERS TO OPERATE UNDER A SINGLE ROOF AND COORDINATING EVERY KIND OF ACTION AND IT IS THE ONLY EXPORTERS' UNION IN WHICH MACHINERY EXPORTS IN TURKEY ARE REPRESENTED AND IT HAS APPROXIMATELY 9 THOUSAND MEMBERS.

Machinery-manufacturing industry has a special importance in the industrialization process of all countries in the world; in our country as well, with the rapid development of high added value, which it has created, and with its contribution to other sectors, machinery-manufacturing industry has been the driving force of industrialization since the beginning of the last century. As a result of this interaction, the machinery manufacturing industry has become more successful compared to the other manufacturing industries, and its exports have constantly been above the average of the export increase for Turkish industries overall. Most of the Turkish machine manufacturers are of SME nature similar to the case in many other countries; this nature creates opportunity to give them a more flexible and quick reply to changing economical conditions and technological developments.

HIGH QUALITY, REASONABLE PRICE

All kinds of machines and their accessories are manufactured with high quality and competitive prices in the Turkish Machine Manufacturing Industry. The domestic input rate in the manufacturing process is around 90 percent. Since engineering services have a lower cost compared to many countries, especially the machines and complete facilities which are manufactured upon order increase their competitive power. The density of young, dynamic and educated manpower, the professional work mentality on the delivery of the manufactures in intended amounts, quality, prices and time are among the leading reasons behind the preferences of the international markets for choosing Turkish manufacturers. The leading product groups which are manufactured in the Turkish machine industry are: reactors and boilers; turbines and jet propellers; pumps and compressors; engines and spare parts; valves; air conditioners and cooling machines; heaters and cookers; roller and foundry machines; food

industry and packaging machines; agriculture and forestry machines; load lifting, carrying and stowing machines; construction and mining machines; paper and typography machines; washing, drying and ironing machines; textile and ready-to-wear clothes machines; processing machines for leather; rubber and plastic; metal and machine tools; office equipment; bearings

DOMESTIC MANUFACTURE INCREASES

Domestic manufacture has showed a quick increase in the Turkish machine sector and has approached to 18 billion USD value. The manufacture is expected to increase by 12-15 percent rate average annually in the next five years. The sector directed its manufacture increase to export and EU countries and USA are at the top of the list of its exported countries. Machinery and accessories sector increased its export approximately 4 folds in the last ten years and it has been strengthening its position in the world machinery-manufacturing industry with its fast technological development. Machinery and Accessories sector has a portion of 7.1 rate in the total export of Turkey. The most important export items of our country's machine sector are: air conditioners and cooling machines at foremost and engines and spare parts and washing, drying and ironing machines.

MACHINE EXPORT TO 200 COUNTRIES

Turkish Machinery Manufacture Industry attaches great importance to R & D works and it increased its competitive power in international markets with advanced engineering skills and low cost manufacturing, so it exports to approximately 200 countries. Germany, United Kingdom, Italy, France, USA and Spain are among the leading countries in the export of the sector; the Russian Federation, Iraq, Romania, Poland, Bulgaria and Iran are the other important markets that we export to. Germany is in the leading position in Turkey's total machine export with 17 percent and Turkey's export to Germany has increased 3 folds in the last five years.

EXPORTERS UNION OF 9 THOUSAND MEMBERS

The mission of Turkish machine manufacturers is to maintain flexible manufacture with high technology and competitive prices and its vision is reaching world markets in a fast and effective way. Central Anatolian Machinery and Accessories Exporters' Union (OAIB) has been officially in act since 2002 to gather machine manufacturers to operate under a single roof and coordinating every kind of action and it is the only Exporters' Union where machinery exporters in Turkey are represented and it has around 8 thousand members. Central Anatolian Machinery and Accessories

All kind of machines and their accessories are manufactured with high quality and competitive prices in the Turkish Machine Manufacturing Industry. The density of young, dynamic and educated manpower, the professional work mentality on the delivery of the manufactures in intended amounts, quality, prices and time are among the leading characters of why Turkish manufacturers are preferred more in the international markets.

Exporters' Union carried out many projects to strengthen the machinery sector and export. In this scope; Machinery Sector Inventory work was completed to organize actions in the machinery sector more systematically and to introduce the structure of the sector Common Purchasing Organization (OSO) Project, in which purchasing bargains was done through one centre. OSO Inc. was set and started operation, the infrastructure works for the project giving Certificate of Conformity which would enable to highlight the quality as a visual identity, which was Turkey's aim in the machine sector; for the purpose of undertaking the mission as a brand and promoting the image of "Turkish Machine is High in Quality" in domestic and foreign

markets more efficiently, as a result, a Branch was established within the structure of OAIB; Machine Industry Sector Platform was established with the participation of the associations in the sector for the procurement to cooperate in machine sector, feasibility research was done to open a trade centre abroad, various initiatives were made. The activities, which were started to ensure that our manufactures were a brand in the international markets and to create joint initiative opportunities with foreign investors, would enable the machinery manufacture sector to be among the most important sectors which drags the industry of our country with the success it showed both in manufacturing and in the expansion abroad in the coming years.



Central Anatolian Machinery
and Accessories
Exporters' Union

Mahatma Gandhi Cad. No:103 G.O.P.
Ankara/TURKEY
Tel: +90 312 447 27 40
Faks: +90 312 446 96 05 - 447 01 80
e-posta: oaib-r&d@dtm.gov.tr
www.makinebirlik.com

TURKISH MACHINES PROMOTED TO THE WORLD

PROMOTION AND ADVERTISEMENT EFFORTS PLAY A VITAL ROLE IN SECTOR DEVELOPMENTS IN OUR ERA. TURKISH MACHINERY INDUSTRY KEEPING UP WITH THE PROCESS, ESTABLISHED ITS OWN MACHINERY PROMOTION GROUP FOR NOT TO SLOW DOWN INTERNATIONAL COMPETITION.

Turkish Machinery Promotion Group has been founded by Machinery and Accessories Exporters in 2007. It is definitely a fact that development is impossible without producing machines. In the same way, export success would be temporary unless machine export becomes stronger. Foreign trade deficit can decrease in a country only if it is known as machine producer. The promotion of the sector is very important for the achievement. In this sense, Machinery Promotion Group could be one of the guarantees of sector development by covering the promotion deficit.

TOTAL PUBLICITY OF TARGET SECTOR

Machine concept contains an extremely wide product range. Hundreds of product varieties are accepted as machines. The majority of products are produced and exported in the machine sector of our country. As a result of being an open economy, competition is violent both in domestic and foreign market. In this respect, Turkish producers realized that they had to raise production quality and they had to decrease costs as in all other sectors. Clearly the Turkish machinery sector has taken considerable distance in this manner. The primary missions of Turkish Machinery Group are organizing activities to advertise the machinery sector inside and outside Turkey, Organizing and participating significant fairs and trade missions inside and outside of Turkey in the name of machinery sector, Supporting the sectoral organizations financially in their projects and activities, Gathering Turkish Machinery producers and exporters together with significant international buyers in order to create collaboration opportunities, Analyzing and finalizing project offers from members, Preparing publications to promote the Turkish Machinery sector and industry and Searching for new markets for the sectoral development and strategy planning.

TURKISH IMAGE WILL GET STRONGER

Turkish companies which are active in the machine sector already make their own promotion within their budgets. However the aim of the group is to contribute in to the whole of the sector in strengthening the country's image in a way that the companies can not do by alone. In other words, the Machinery Promotion Group aims to describe activities of the companies, within world the standards to a large mass and remove the negative image if there is any. On the other hand, the machine sector has a wide product range as a result of its structure. The sec-

The primary mission of the Machiner Promotion Group is to describe and promote the sector. Apart from these, a second mission of the Machine Promotion Group is to promote the quality of the Turkish machinery sector both in domestic and foreign markets.

tor does not have the chance to be active in only one product like other promotion groups. There are promotion many product groups and dozens of associations, institutions in the sector. The Machinery Promotion Group primarily tries to determine promotion activities of these associations. As a result of the activities, Group aims to provide facility for Turkish machine producers to sell their products in several markets without encountering resistance.

Turkish Machinery Promotion Group participates international machinery fairs inside and outside Turkey to assist the members in introducing themselves. In addition, trade missions are organized to collaborate with foreign business people.

Also attaching great importance to research and development, the Turkish Machinery Manufacturing Industry has sharpened its competitive edge in international markets due to its advanced engineering skills and low costs. Consequently, Turkish Machinery Industry has achieved to export around 200 countries. In homeland we have combined sectoral organizations under a "platform" to be effective in formation of machinery industry and all relevant sectoral policies and implementations, to develop the sector in the course of EU integration period with sub-industry and strengthen thereof in global competition.

On Turkish Machinery Promotion Group redesigned web site (www.turkishmachinery.org) it is underlined that the fact of The Turkish machinery manufacturing industry produces every kind of machinery and accessories at high quality and competitive prices. The group assists international visitors to find the correct Turkish machinery supplier to meet their needs. On the web site there is Turkish Machinery and Parts Suppliers Directory containing over 1000 export capable Turkish companies that can be found out by keyword, company name or product.



Mahatma Gandhi Road 103 G.O.P 06700 ANKARA
Tel: +90-312-447 27 40
Fax: +90-312-446 96 05 – 447 01 80
E-mail : oaib-r&d@dtm.gov.tr
www.makinetanitimgrubu.org


THE MAGIC LOGO

TURQUM®

TURKISH QUALITY OF MACHINERY



IN MOST OF THE AREAS OF THE INDUSTRY, QUALITY IS AS IMPORTANT AS THE PRICE. FIRMS, WHICH ENTER THE COMPETITION WITH QUALITY PRODUCTS, PASS AHEAD OF THEIR COMPETITORS. THE CENTRAL ANATOLIAN MACHINERY AND ACCESSORIES EXPORTERS ARE AWARE OF THIS FACT AND THEREFORE IMPLEMENTED ITS OWN QUALITY STANDARDS; **TURQUM**.



As the industrialization in the world proceeds fast, countries are working to enforce their quality images in order to help firms dominate markets better. The general trend in the industry affects the machinery sector too. When it comes to the machinery sector, it can be seen that quality is more important than other areas. In the sector which plays a direct role in organizing most of the industry and infrastructure areas, quality comes before price. As such, it is obvious that products proved to be of quality will be better preferred in the market. The Central Anatolian Machinery and Accessories Exporters acted according to this reality and implemented their own quality standards TURQUM. As a result of that work the quality of the Turkish machines that are best fit to carry the TURQUM logo will be registered and at the same time the image of the Turkish machinery will be enforced.

NOT ONLY A QUALITY STANDARD BUT PRODUCT GUARANTEE AS WELL

The machinery sector is special for our country just like it is in the other countries of the world and it is the provider of technology and capital goods for the other side industries and sectors. The machinery sector is an important support for the development of our country's economy when its contribution to production, export and employment is considered. In the recent years the importance of creating a worldwide valid and trustworthy brand in order to provide sustainable growth in the machinery manufacturing industry- with its increasing export, aimed to be the engine sector in the next ten years- has increasing. The increasing competitive conditions in the world, makes using an advance technology and quality products necessary as well as branding strategies in the international markets. From this point forward, to create a brand specifically for the machinery sector, The Central Anatolian Machinery and Accessories Exporters registered and implemented TURQUM; it is not only a quality standard but a certification process formed with the guid-

ance of international standards. It secures a wide range of product guarantee starting from production to after-sales services.

TURQUM CERTIFIES QUALITY

TURQUM, a product standards brand, is a logo attached to the products after a certification process to assess its quality according to the standards and technical conditions. The right to use this standard can be obtained by any machinery and spare parts manufacturers and manufacturer-exporters by applying at the The Central Anatolian Machinery and Accessories Exporters and after they fulfil the required pre-requisites and the inspections are completed at the manufacturing location. The standard is not mandatory and can only be used after the products in the application were confirmed to be fit to the standards of the General Secretariat Product Specifications. TURQUM brand will become a logo that will become recognizable and preferred by clients in domestic and foreign markets creating a positive difference with its quality and trustworthy image. The working mechanism of this standard is not only a system that tests and inspects the end product but a objective and systematic approach that foresees the entire production system of the producer to carry a certain proficiency and quality. The products that carry the TURQUM Product Proficiency Standard guarantee an efficient quality level.

THE PURPOSE IS TO SOLIDIFY THE IMAGE OF QUALITY

The most important purpose of creating the TURQUM brand is to make a standard in order to form the image of a quality Turkish Machine in the target markets and also to coordinate the publicity activities to promote the brand and help establish it. In the ever increasing global competition environment the most important mission of this important work is to pioneer the Turkish Machine manufacturers on this process

of branding. There will be publicity activities (exhibition, commercial committees, press conferences) in the target markets in order to provide an internationally recognizable TURQUM brand and advertisements will be released in the sector magazines abroad, a communication will be established between the manufacturer and clients through a WEB site. Calls to the other professional organizations abroad will be held. The preference of the products carrying TURQUM brand will be provided by publicity works, using all the other communication vessels. With the Product Efficiency Certification it is

adopted a objective policy in the policies, procedure, and instructions in the context of functioning of the certification and also made it accessible to all parties. The Product Proficiency Certification services are not limited with the member export firms but it is offered to all the firms functioning in the machinery sector. General Secretariat is performing the Product Proficiency Certification services in an objective manner, without any financial pressure and under the Product Proficiency Specifications that is prepared by experienced Sector Committees which are formed by individual experts in their subject. When forming committees for product proficiency certification different committees, independent from each other executed the system in order to achieve neutrality and trust in the activities such as inspection, assessing, certification decision, and evaluation of complaints and appeals. General Secretariat guaranteed that the committee members in the defined organization scheme will fulfil their tasks under no influence and are restrained of telling anything to third parties under a principle of secrecy.

With the Product Proficiency Certification it is aimed to create a brand that will help the firms in the machine manufacturing industry to form quality strategies and reflect these qualities in order to help them gain the power to compete in the international markets and also to improve the quality levels of our manufacturers and maintain it.

aimed to form the quality strategies for the enterprises in the machine manufacturing sector to gain the power to compete in the international markets and also to create a brand to reflect that quality. It is also aimed to improve the level of the manufacturers' applications of quality and to secure its sustainability.

NEUTRALITY IS UNDER GUARANTEE

The application structure of the Product Proficiency Certification is based on the EA-6/01, EA-6/02, ISO Guide 65 documents. General Secretariat (OAIB)

Communication

General Secretariat of Central Anatolian Exporters Union (OAIB)
Mahatma Gandhi Road 103
G.O.P 06700 ANKARA
Tel: +90 312 447 27 40
Fax: +90 312 446 96 05
e-mail: info@turqum.com
web: www.turqum.com

TURKISH COMPANIES PARTICIPATING IN ITMA BARCELONA

ASSOCIATION OF TURKISH TEXTILE MACHINERY MANUFACTURERS TEMSAD



TEMSAD, A PROFESSIONAL ASSOCIATION OF THE TURKISH TEXTILE MACHINERY, ACCESSORIES AND TEXTILE CHEMICALS SECTOR, HAS BEEN PROVIDING ITS MEMBERS WITH SERVICES THAT ADD TO THEIR STRENGTH BOTH IN DOMESTIC AND FOREIGN MARKETS SINCE 1998.

TEMSAD, a professional association of the Turkish textile machinery, accessories and textile chemicals sector, was founded in 1998 by 10 companies that banded together. As of 2011, it has 130 members, almost all of which export their products. TEMSAD, whose main intention is to ensure that the Turkish textile machinery, accessories and chemicals sector is represented in the best possible way in the international platform and to produce solutions to increase export, has cooperation agreements with 19 equivalent associations and unions in 15 countries. Through a marketplace research in these cooperating countries, TEMSAD identifies the marketplaces where textile is up-and-coming and enables its members to participate in fairs where they can promote themselves. Moreover, it organizes regular trips abroad which are aimed to form platforms where the members can express themselves and thus give them the opportunity to gain experience in international competitiveness.

TEXPO EURASIA AND TURQUM

Another effort by TEMSAD to increase the Turkish export is the Texpo Eurasia Fair. Every company participating in the fair, which is organized in cooperation with Tüyap Fair and Exhibition Organization, finds a chance to promote itself both domestically and internationally. There is a great level of participation in the fair, origins of companies varying from Russia to Ethiopia, to Europe and to Pakistan. Equivalent textile machinery manufacturers from India, China and Korea also participate in the fair. TURQUM project, conducted by TEMSAD in cooperation with the Central Anatolian Exporters Union (OAI), is another very important development in terms of the Turkish textile and apparel sector. This project is aimed to increase the manufacture of high-quality Turkish machines and to prevent the export and import of unqualified machines.

1	AĞTEKS	H1-B128
3	ASİL MAKİNE	H1-B127
5	ATAÇ	H2-B168
7	BARIŞ YEDEK PARÇA	H3-D145
9	CANLAR MAKİNA	H5-A103
11	DENGE KİMYA	H4-B103
13	DİLMENLER	H6-D110
15	EKOTEKS (EKOWİRE)	H3-C214
17	ELTEKSMAK	H6-A120
19	ENMOS	H4-D113
21	FİBERFLON	H6-B128
23	GÖRTEKS	H3-B103
25	HALE MAKİNA	H5-A113
27	HUZUR MAKİNA	H2-A152
29	İNELLİ PLASTİK	H2-C196
31	MEMNUN MAKİNA	H6-D135
33	MİLHAN	H1-B159
35	NİT ÖRME	H3-B188
37	ÖZ ANADOLU	H4-D122
39	PROMAR	H4-B108
41	SERAMİK TEKSTİL	H3-B179
43	ŞANAL PLASTİK	H2-B142
45	TEMSAN	H2-C229
47	TÜM KALIP	H3-C129

2	ARDİM MÜHENDİSLİK	H5-D107
4	ASOS MEKATRONİK	H5-A114
6	BALKAN	H2-B127
8	BENEKS	H4-C102
10	DEMSAN	H6-B125
12	DERYA MAKİNA	H3-B121
14	EKOTEKS (EKORİT)	H2-C194
16	ELİAR	H5-B119
18	ENHAS	H3-C190
20	ENTEMA	H5-D119
22	GENKİM	H4-A164
24	GÜVEN ÇELİK	H6-A109
26	HAS MAKİNA	H7-C109
28	IPM İPEKÇİOĞLU	H3-B135
30	LAFER-TURK	H3-A149
32	MERSAN	H5-D134
34	MURATEKS	H6-D161
36	ODESİ	H6-B129
38	POLTEKS	H4-C102
40	PROTEKS (PROSES MAKİNA)	H4-D146
42	SUPER HEAT SET (ÖRNEK MAK.)	H1-B123
44	TANKA DÖKÜM	H3-D127
46	TTM	H7-C130
48	VAV TEKNOLOJİ	H5-B122




TOP 10 COUNTRIES WITH THE MOST PARTICIPANTS

TOTAL PARTICIPANTS IN ITMA: 1318 COMPANIES

FOREIGN TRADE BETWEEN **TURKEY** AND **EU** IN **MACHINERY** AND **ACCESSORIES**

MACHINERY PURCHASE BY TURKEY AND THE EU FROM EACH OTHER IS INCREASING EVERY YEAR. ALTHOUGH THE FINANCIAL CRISIS LED TO A SHORT PERIOD OF RECESSION, TURKEY AND EU ARE INSEPARABLE TRADE PARTNERS IN MACHINERY TRADE.



The European Union has a great importance in terms of Turkey's history of industrialisation. As from the first years of the Republic, that is, the era of industrialisation thrust, the engineers leading this thrust were raised in Europe. Factories operated by machines of European origin were established. As of today, Turkey is a player that not only produces its own machines but also exports them, and has its own technology and design as well. EU, on the other hand, is one of our most important markets. Europe trusts in Turkish machines, thanks to their quality and technology. Indeed, figures reveal this fact, too. In 2009, the global financial crisis dealt great blow to the production and thus trade of machines and it caused some drop; however, foreign trade between Turkey and EU in machinery is continuing at full speed.

GERMANY LEADING IN BOTH IMPORT AND EXPORT

According to Comtrade data, EU's import decreased by 25 % in 2009 to 4,5 trillion dollars, and increased by 15 % in 2010 reaching 5,2 trillion dollars. In 2010, the top 3 countries in EU's total import were Germany with 1,066 billion dollars, France

with 599 billion dollars and England with 558 billion dollars. These three countries are followed by Netherlands, Italy, Belgium, Spain, Poland, Austria and Sweden respectively. In the last year, Netherlands' import increased by 35,48 % and Sweden's import increased by 23,74 %, which is really impressive. However, in the markets suffering from a great crisis recently, like Spain, Portugal and Greece, such increases have not been recorded. On the other hand, when the import figures of the 27 EU countries are reviewed to get an overall impression, an increase of 15,06 % is observed in 2010, making the total value of import 5,24 trillion dollars. As it stands, EU countries have a share of almost one third of the total world import, which is 15,02 trillion dollars, in spite of all these intricacies they have been experiencing. Statistics on import being these, what about Europe's export in 2010? Once again, we see that Germany, who had the title of "the greatest exporting country" before China took it last year, is the leading country. Moreover, its export, with a value of 1,127 billion dollars, is more than twice of that of Netherlands, its closest rival. On the other hand, it increased its export by 12,7 % in 2010 compared to 2009. The countries following Germany in export

EU IMPORT (IN THOUSAND \$)					Source: Comtrade
Countries	2007	2008	2009	2010	Change (%)
Germany	1,059,307,813	1,204,209,307	938,363,080	1,066,816,752	13.69
France	611,364,435	695,004,283	540,502,283	599,171,506	10.85
England	624,612,713	634,448,968	482,893,374	558,647,336	15.69
Netherlands	421,367,716	494,936,571	382,190,422	517,780,565	35.48
Italy	511,822,514	560,960,371	414,783,638	486,628,824	17.32
Belgium	413,371,334	470,715,239	351,781,036	390,091,115	10.89
Spain	391,236,948	418,728,300	287,501,636	314,839,181	9.51
Poland	164,172,482	210,478,513	149,569,836	173,934,650	16.29
Austria	156,055,653	175,025,754	136,418,429	159,015,332	16.56
Sweden	152,822,699	168,981,675	119,948,707	148,421,218	23.74
Other	912,925,046	1,048,724,591	750,868,544	825,385,860	9.92
EU 27	5,419,059,353	6,082,213,572	4,554,820,985	5,240,732,339	15.06
World	14,081,211,547	16,384,492,260	12,587,451,716	15,027,761,885	19.39

figures are Netherlands with 574 billion dollars, France with 511 billion dollars, and Italy with 447 billion dollars. Other countries on the list are Belgium, England, Spain, Sweden, Poland and Austria respectively. Total export of the 27 EU countries increased by 14,36 % in 2010 compared to the previous year and reached 1,135 billion dollars. These statistics show that EU has a share of almost one third of the world sum in export, too, which is 14,464 billion dollars.

MACHINERY EXPORT HAS A SHARE OF 14,2 PERCENT

Machinery and accessories sector took the first place in EU's export both in 2009 and 2010, with 657 billion dollars and 728 billion

dollars respectively. According to Comtrade data, the sector recovered a substantial part of the great loss it suffered in 2009, even though it did not manage to reach its 2007 level of 805 billion dollars. As it stands, the machinery sector takes a share of more than 14 percent of the total EU export. It is followed by vehicles with 533 billion dollars, electrical-electronic equipment with 515 billion dollars, mineral oil and products with 325 billion dollars, pharmaceutical products with 308 billion dollars, and plastics with 209 billion dollars. Other export products on the list are optical, photography, technical and medical devices; organic chemicals, iron, steel and products of iron. In export increase rates, the items that stand out are mineral fuels and oils with 35,9 percent, iron



and steel with 36,2 percent and electrical-electronic equipment with 19 percent. Among all sectors, those which managed to reach or surpass their 2007 levels are electrical-electronic equipment, mineral oils, pharmaceutical products, and optical, photography, technical and medical devices. As for the sectors in EU's export, mineral fuels and oils sector takes the first place. This sector suffered a loss of 35 percent in 2009, the year of crisis; however, it enjoyed an increase of 27 percent in 2010 and reached an export value of 743 billion dollars. Right behind comes the machinery sector, partly compensating its crisis-driven loss of 26,6 percent with an increase of 12,34 percent in 2010. With 593 billion dollars, it is getting closer to its 2008 level of 719 billion dollars. It is followed by electrical-electronic equipment with 565 billion dollars, vehicles with 427 billion dollars, pharmaceutical products with 241 billion dollars, plastics with 190 billion dollars, organic chemicals with 154 billion dollars, and iron and steel with 147 billion dollars. The highest increase rate is observed in iron and steel with 40 percent; but we should note that it was also this sector that suffered the greatest loss in 2009 with a 52 percent decrease. As it stands, the machinery and accessories sector has a share of 11 percent of the total EU import.

DIESEL AND SEMI-DIESEL ENGINES ENJOY THE HIGHEST INCREASE RATES

On the list of export values of machinery sector in 2009 and 2010, Germany ranks first with 221 billion dollars in 2010. Germany's machinery export decreased by 22,35 percent in 2009; however, it increased by 7,8 percent in 2010. It is followed by Italy with 87,4 billion dollars. Italy's machinery export decreased by 25 percent in 2009; but its recovery in 2010 was limited to only 2,6



percent. The third country, Netherlands, had an income of 87,2 billion dollars from machinery export. Moreover, it enjoyed a great 42,2 percent increase in 2010 in response to its 2009 loss of 19 percent. Countries following Netherlands are France with 58 billion dollars, England with 57 billion dollars, Belgium with 30 billion dollars, Austria with 27 billion dollars, Czech Republic with 25 billion dollars, Sweden with 24 billion dollars, and Poland with 20 billion dollars. Among the European countries, Sweden suffered the greatest loss of machinery export during the period of crisis with a decrease rate of 30 percent. The greatest increase after the crisis, on the other hand, occurred in Netherlands. As for export products, the automatic data processing machines take the first place with 69,6 billion dollars. In this group, an 18 percent decrease was recorded in 2009; nevertheless, the sector bounced back in 2010 with a 24 percent increase. The second

EU MACHINERY IMPORT (IN THOUSAND \$)					Source: Comtrade
Countries	2007	2008	2009	2010	Change (%)
Germany	132,890,771	143,931,923	116,572,275	132,341,780	13.53
Netherlands	59,466,676	65,682,559	49,470,110	73,046,789	47.66
France	78,959,763	85,215,497	64,491,254	67,218,730	4.23
England	82,878,589	80,882,113	59,877,256	67,176,749	12.19
Italy	50,586,753	52,201,896	36,851,678	40,649,371	10.31
Belgium	36,697,884	41,231,849	28,372,232	30,203,582	6.45
Spain	43,318,440	41,794,629	27,756,278	28,582,989	2.98
Czech Republic	20,810,117	23,749,657	17,499,657	21,923,470	25.28
Poland	22,404,935	28,424,745	20,516,319	21,637,587	5.47
Austria	22,741,417	24,134,891	17,965,915	20,701,918	15.23
Other	124,079,645	132,652,840	88,567,367	89,583,934	1.15
EU 27	674,834,990	719,902,599	527,940,341	593,066,899	12.34
World	1,781,788,500	1,938,011,890	1,532,836,453	1,844,025,534	20.30



place belongs to the turbojets, turbo propellers and other gas turbines with 45 billion dollars. Printing machines used in typography come behind this group with 38 billion dollars. In increase rates, diesel and semi-diesel engines stand out with 26 percent. The same group had the greatest loss in 2009. The smallest increase, on the other hand, was observed in the group of typography machines with 2,4 percent.

DATA PROCESSING MACHINES ARE THE LEADING IMPORT ITEMS

EU is also a great machine importer. Figures reveal that the 27 EU countries imported machines worth a total of 719 billion dollars in 2008. The crisis led to a drop to the level of 527 billion dollars in 2009; however, machinery import showed an increase of 12,34 percent and rose to 593 billion dollars. Germany, the greatest exporting country at the same time, has the biggest share with 132 billion dollars of this huge import, which exceeds a half trillion

dollars. Germany increased its machinery import by 13,53 percent in 2010 and reached close to its 2008 level of 143 billion dollars. Right behind Germany is Netherlands with an increase rate of 47,6 percent and a total import of 73 billion dollars in 2010. Other countries on the list are France with 67 billion dollars, England with the same total amount, Italy with 40 billion dollars, Belgium with 30 billion dollars, Spain with 28 billion dollars, and Czech Republic with 21 billion dollars. As it stands, the 27 EU countries have a share of 32 percent of the total worldwide machinery import, which is worth 1,844 billion dollars. In the ranking of import products, automatic data processing machines once more take the first place with 106 billion dollars. Other top import products are printing machines for typography, auxiliary machines; typewriting, calculation, accounting, data processing machines and other office machines, devices and accessories. In the group of import products, the items with the greatest export increase are automatic data processing machines. The greatest crisis-related decrease in 2009, on the other hand, was observed in diesel and semi-diesel engines with 39 percent.

TURKEY IS ONE OF THE LEADING SUPPLIERS

And now, let's review Turkey's machinery and accessories export to EU. EU has always been our biggest market in machinery export. Even the crisis conditions do not seem to have changed the case. As long as EU is a big purchaser, it is likely that Turkey will further be one of EU's leading suppliers, thanks to its quality and technology, and advantages of its closeness and prices. In our machinery export to EU, Germany is our biggest market. Our machinery export to Germany increased by 17 percent in 2010 and thus reached from 1,10 billion dollars to 1,29 billion dollars. It enjoyed its highest level in 2008 with 1,6 billion dollars. 2011 January – June figures show that the 30 percent decline in 2009 will be substantially compensated. Indeed, machinery export to Germany has already surpassed 913 million dollars in this period. The countries following Germany are England with 672 million dollars, France with 564 million dollars, Romania with 452 million dollars, Italy with 406 million dollars, Spain with 244 million dollars, Poland with 176 million dollars, Belgium with 134 million dollars, Netherlands with 119 million dollars and Bulgaria with 95 million dollars. The greatest increase in our export in 2010 was the 36 percent recorded in the sales to Romania. It is also remarkable that our export to Romania did not decrease even during the crisis period.

COOLERS ARE OUR TOP EXPORT ITEMS

As for export products, refrigerators and coolers take the first place in 2010. With a 9,53 percent increase, the total export amount of this product group reached 956 million dollars, surpassing the 2008 level of 910 million dollars. Accessories of reciprocating internal combustion engines, ranking second, showed an increase of 19,5 percent and reached an export amount of 830 million dollars. However, it seems that a period of two years is needed for this product group to compensate the 37 percent loss of 2009. Washing machines export was 505 million dollars, followed by the diesel and semi-diesel engines with 255 million dollars and accessories and spare parts

MACHINERY AND ACCESSORIES EXPORT FROM TURKEY TO EU (\$)					
Product Groups	2008	2009	2010	2011(6 months)	Change (%)
Refrigerators, Freezers, Coolers, Heat pumps	910,760,730	873,291,827	956,531,631	549,392,405	9.53
Reciprocating Internal Combustion Engines, Accessories and Spare Parts	1,111,758,782	694,601,797	830,679,428	544,033,028	19.59
Washing Machines	507,903,773	527,439,131	505,431,143	239,607,054	-4.17
Diesel and Semi-Diesel Engines	56,387,727	152,359,898	255,913,936	116,721,888	67.97
Heavy Duty Machines and Devices, Accessories and Spare Parts	315,577,580	170,014,157	254,324,825	192,010,727	49.59
Washing, Cleaning, Drying, Filling Machines	244,191,800	239,831,162	242,269,493	122,086,063	1.02
Air Vacuum Pumps, Air / Gas Compressors, Ventilators, Aspirators	167,400,362	133,169,630	158,423,789	89,275,132	18.96
Pumps for Liquids; Liquid Elevators	149,007,271	93,643,766	134,324,531	91,930,870	43.44
Centrifugal Drying, Filtering, Purifying Devices	93,371,837	101,658,435	129,598,087	72,524,137	27.48
Transmission Shafts, Cranks, Bearing Shells, Gears and Reels	146,662,694	86,072,944	129,298,428	92,964,212	50.22
Other	1,744,949,914	1,095,733,216	1,095,089,678	782,593,040	-0.06
Total	5,447,972,470	4,167,815,963	4,691,884,969	2,893,138,556	12.57
World	1,781,788,500	1,938,011,890	1,532,836,453	1,844,025,534	20.30

of heavy duty machines and devices with 254 million dollars. The greatest increase in 2010 was observed in the export of diesel and semi-diesel engines with 67 percent and this group is followed by the transmission shafts, cranks, bearing shells, gears and reels with 50 percent, accessories and spare parts of heavy duty machines and devices with 49 percent, and liquid pumps and liquid elevators with 43,4 percent.

OUR TOP PURCHASE ITEMS ARE DIESEL ENGINES

The European Union is not only our biggest market in the machinery and accessories sector, but also an indispensable supplier for our country, that has an industry growing day by day, advances in high-technology manufacturing and makes technology an essential part of its daily life. Reviewing our machinery and accessories import from EU, we see that our import from Germany increased by 25 percent in 2010 from 2,9 billion dollars to 3,6 billion dollars. Germany is followed by Italy with 2,5 billion dollars, France with 1,4 billion dollars and England with 1,2 billion dollars. On the list of the greatest increase rates in our import, Belgium ranks first with 54,9 percent, followed by Sweden with 35 percent and Italy with 34 percent. As for the import products in 2010, diesel and semi-diesel engines come first with 1,74 billion dollars. In this product group, a 30 percent increase occurred in 2010 in response to the 45 percent decline in 2009. Figures reveal that our total amount of import is 592 million dollars in air vacuum pumps, air / gas compressors, ventilators and aspirators, with an increase of 21,45 percent compared to the previous year. Machines with specific functions take the third place with 586 million dollars, followed by accessories and spare parts of reciprocating internal combustion engines with 536 million dollars. Among the groups of import items, the greatest import increase was observed in diesel and semi-diesel engines with a rate of 30 percent but the greatest loss occurred also in this group, with 45 percent.





TURKEY'S MACHINERY AND ACCESSORIES EXPORT TO SPAIN IS INCREASING STEADILY. IN THE FOREIGN TRADE BETWEEN THESE COUNTRIES, THE MACHINERY AND ACCESSORIES SECTOR PLAYS AN IMPORTANT ROLE.

MACHINERY FOREIGN TRADE BETWEEN SPAIN AND TURKEY



The economy of Spain, one of the most important countries in western Europe, is the ninth biggest economy in the world with regard to GDP. Spain takes the sixth place in the ranking of countries attracting investment, eighth place among the countries with foreign investment and seventh in business services export, which is very remarkable. Fitch and Moody, two of the world's leading three rating agencies, upgraded Spain in 2009, giving it the highest points. Spain has a modern economy based on service sector. With its young and well-educated population and the competitive prices it offers, it is an innovative international centre. There is an ongoing effort to make the economy grow further. The research and development activities within this scope are considered very important. Public expenditure on research and development has increased by 2,2 percent since 2004. The economy of Spain, like the other western European countries, entered into a period of transformation after World War II, following the toppling of dictator Franco's regime. In this period, the importance of service sector steadily increased while agriculture got less important and as a result, this sector became the dominant sector of the economy. Indeed, the GDP share of the service sector is 71,2 percent while agriculture accounts for only 3,2 percent of this sum, as of 2010. Retailing, tourism, banking and telecommunication sectors are the most essential elements of economic activity. Especially in tourism, Spain is one of the leading destinations. It offers a wide range of options from sports to sea tourism, history to faith tourism. Industry, on the other hand, which accounts for 25,6 percent of the GDP, maintains its importance. Spain is especially successful in the ready-made clothing sector and boasts world brands like Zara and Mango.

TURKEY LEADS IN EXPORT INCREASE RATES

Foreign trade sector is as important as industry for Spain. According to UN Trademap data, Spain's export declined by 20 percent in 2009 to 223 billion dollars due to the effects of the global financial crisis. However, it showed a 10 percent increase in 2010 and reached 246 billion dollars. In the overall export of the country, the top 3 markets are, respectively, the neighbour France with 45 billion dollars, Germany with 25 billion dollars and another neighbour, Portugal, with 22 billion dollars. These

IMPORT OF SPAIN WITH REGARD TO COUNTRIES (IN THOUSAND \$)					Source: Trademap
Countries	2007	2008	2009	2010	Change (%)
Germany	59,906,153	58,377,627	38,615,675	39,197,558	1.51
France	48,041,718	46,502,458	33,672,479	35,896,509	6.6
Italy	34,130,665	32,203,761	20,830,155	22,610,412	8.55
China	25,382,674	30,279,433	20,123,250	21,189,216	5.3
Netherlands	15,578,788	15,908,011	12,857,594	17,287,263	34.45
England	19,416,325	19,245,905	13,818,036	15,231,912	10.23
Portugal	12,720,505	13,746,810	10,215,467	11,696,072	14.49
Belgium	10,955,637	10,524,448	7,720,702	10,511,958	36.15
USA	13,802,830	16,709,312	11,816,251	10,208,942	-13.6
Russia	10,830,354	11,071,565	6,382,568	8,089,298	26.74
Turkey	5,781,886	5,464,049	3,691,561	3,827,304	3.68
Other	134,689,413	158,694,921	107,757,898	119,092,737	10.52
Total	391,236,948	418,728,300	287,501,636	314,839,181	9.51

countries are followed by Italy with 21 billion dollars, England with 15 billion dollars, the USA with 8,5 billion dollars, Netherlands with 7,7 billion dollars, Belgium with 6,9 billion dollars and Turkey with 4,9 billion dollars. The figures reveal that Spain's export to Turkey decreased in 2009 and increased by 24,23 percent in 2010. On the other hand, while the USA and England were the markets where Spain suffered the greatest loss of export during the crisis, the markets that registered the highest increase rates in 2010 were Turkey and Switzerland. According to the data from the same foundation, Spain's top export products were engine vehicles, tractors, bicycles and motorcycles with 43 billion dollars. This group is followed by machinery with 18 billion dollars. The export amount of the machinery sector saw a small increase of 4 percent in 2010 after its loss of 21 percent during the period of crisis. Ranking third with 15 billion dollars, mineral fuels and oils enjoyed an enormous 56 percent increase in 2010, bringing the country an export income of 15,8 billion dollars. This group is followed by electrical machines and devices 15,6 billion dollars and a 9,65 percent increase, pharmaceutical products with 11 billion dollars, plastics with 9,8 billion dollars, iron and steel with 8,8 billion dollars. Machinery and accessories export of Spain in 2009 has a share of 7,5 percent of its overall export.

CHINA INCREASING ITS MARKET SHARE

Thanks to its big population with high purchasing power, Spain is also a great importer. Spain's import increased by 9,5 percent in 2010 compared to the previous year and reached 314 billion dollars. In 2009, it had decreased by 31 percent to 287 billion dollars. The top 3 countries with the highest shares of Spain's overall import are Germany, France and Italy respectively. Spain imported goods with a total value of 39 billion dollars from Germany in 2010; on the other hand, its import from this country decreased by 33 percent in 2009. Highest level of this import was in 2007 with 59,9 billion dollars. France is the second biggest market Spain imports from. Spain's import from this country was worth 48 billion dollars in 2007. It decreased to 33 billion dollars in 2009 but increased last year by 6,6 percent to 35 billion dollars. Import from Italy, on the other hand, increased by 8,5 percent to 22 billion dollars. China takes a day by day growing share of Spain's import, too, thanks to the irresistible attractiveness of its price advantages. Import from China increased by 5,3 percent, reaching 21 billion dollars. Behind these four countries, we see Netherlands with 17 billion dollars, England with 15 billion dollars, Portugal with 11,6 billion dollars, Belgium with 10,5 billion dollars, the USA with 10,2 billion dollars and Russia with 8 billion dollars. Turkey ranks 19th



IMPORT OF SPAIN WITH REGARD TO SECTIONS (IN THOUSAND \$)					
Product Group	2007	2008	2009	2010	Change (%)
Mineral fuels and oils	58,400,081	81,329,148	47,359,063	58,122,121	22.73
Vehicles	59,159,616	48,242,259	29,794,537	30,596,006	2.69
Machines, nuclear reactors etc.	43,318,440	41,794,629	27,756,278	28,582,989	2.98
Electrical - electronic equipments	36,075,277	41,503,239	25,299,697	27,031,194	6.84
Pharmaceutical products	11,576,992	14,479,884	15,721,668	14,703,732	-6.47
Iron and steel	16,847,999	16,869,625	7,425,246	10,492,807	41.31
Plastics	12,186,851	12,325,420	9,174,047	10,009,740	9.11
Organic chemicals	9,896,111	10,659,696	8,351,086	9,032,406	8.16
Clothes and clothing accessories	6,973,483	8,056,059	6,252,272	7,042,927	12.65
Optical, photography, technical, medical devices	7,182,012	7,568,845	6,629,369	6,720,047	1.37
Total	391,236,948	418,728,300	287,501,636	314,839,181	9.51
Other	134,689,413	158,694,921	107,757,898	119,092,737	10.52
Total	391,236,948	418,728,300	287,501,636	314,839,181	9.51

Source: Trademap

with 3,8 billion dollars. Import from Turkey, which reached a level of 4,46 billion dollars in 2008, decreased to 3,6 billion dollars due to the crisis. However, it is in a period of recovery. As it stands, Turkey takes a share of 1,22 percent from Spain's total import, which is worth 314 billion dollars.

With 58,4 million dollars, mineral oils are Spain's top export items. Machinery and accessories sector has a share of 9,5 percent of Spain's overall import. Other major products imported by Spain are engine vehicles, tractors, bicycles, motorcycles, machinery and accessories, electrical machines and devices. While iron and steel stand out as the items with the greatest import increase, mineral fuels also showed a good increase of 22,7 percent.

FOURTH IN OUR MACHINERY EXPORT

According to TÜİK data, our export to Spain increased by 25,2 percent in 2010 and reached 3,5 billion dollars. Among the first ten items of our export to this country, the greatest increase was observed in iron and steel with a rate of 118 percent. The leader of export, on the other hand, is the automotive industry. After a serious decline of 58 percent in 2009, this sector's export had a great increase of 90,5 percent in 2010. It was followed by knitted clothing with 564 million dollars and non-woven clothing with 510 million dollars. Machinery and accessories ranked fifth with 314 million dollars in the export to Spain in 2010. This sector managed to increase its export to Spain by 4,3 percent compared to the previous year. Thus, it took a share of 8,9 percent of our overall export to Spain. Our import from Spain, on the other hand, increased by



28 percent in 2010 and reached 4,8 billion dollars. The leading sector in this import is the automotive industry with 1,38 billion dollars. It is followed by nuclear reactors, boilers, machines and devices with 480 million dollars, plastics with 377 million dollars, iron and steel with 362 million dollars and electrical machines and devices with 289 million dollars. The biggest export increase rate belongs to mineral oils with 245 percent, followed by iron and steel with 45 percent and machinery, also with 45 percent.

MACHINERY IMPORT OF 28 BILLION DOLLARS

Spain's overall machinery export in 2010 was 18,2 billion dollars. The leading countries in Spain's machinery export were France with 2,6 billion dollars, Portugal with 1,68 billion dollars, Germany with 1,5 billion dollars, England with 990 million dollars, the USA with 942 million dollars and Italy with 852 million dollars. They were followed by China, Morocco, Mexico, Brazil and Belgium respectively. Turkey ranked 12th in Spain's machinery export with 382 million dollars according to 2010 data. The greatest increase in Spain's machinery export in 2010 occurred in the Belgian market with 71 percent. Here is the data on Spain's machinery export with regard to product sub-groups: Top items in Spain's machinery and accessories export in 2010 were diesel and semi-diesel engines; tap, cock, valve for pipe, tank for the like, incl pressure reducing valve; pumps for liquids; liquid elevators. The group with the biggest increase in export rates was part for use solely - principally with the motor engines with 26,44 percent. Total value of Spain's machinery export was 28 billion dollars in 2010. The major countries from which Spain imports machinery are Germany with 6,11 billion dollars, Italy with 3 billion dollars and China with 2,98 billion dollars. They are followed by Netherlands, France, England, USA, Poland, Czech Republic and Belgium. Turkey, on the other hand, ranks 16th with 278 million dollars among the countries from which Spain imports machinery. The country with the biggest increase in Spain's machinery import last year was Netherlands. Turkey's machinery export to Spain also increased with 3,12 percent. The main items in Spain's machinery import in 2010 were automatic data processing machines; diesel or semi-diesel engines; tap, cock, valve for pipe, tank for the like, incl pressure reducing valve. The items, the import of which showed the highest increase rates were Air conditioning machines, with motor-driven elements with 21,76 percent.

MACHINERY AND ACCESSORIES IMPORT OF SPAIN WITH REGARD TO COUNTRIES (IN THOUSAND \$)					
Countries	2007	2008	2009	2010	Change (%)
Germany	8,941,025	8,871,289	5,967,934	6,112,741	2.43
Italy	5,939,670	5,083,024	3,103,227	3,076,550	-0.86
China	3,289,256	3,872,622	2,939,255	2,986,011	1.59
Netherlands	2,628,924	2,450,672	1,838,961	2,917,354	58.64
France	4,744,123	5,325,838	2,392,437	2,433,312	1.71
England	2,789,488	2,212,982	1,407,109	1,461,638	3.88
USA	1,682,623	1,710,290	1,288,199	983,371	-23.66
Poland	771,851	887,261	620,728	853,499	37.5
Czech Republic	1,017,875	834,925	690,171	806,963	16.92
Belgium	1,178,023	968,565	601,832	738,254	22.67
Turkey	336,344	320,419	270,334	278,776	3.12
Other	9,999,238	9,256,742	6,636,091	5,934,520	-10.57
Total	43,318,440	41,794,629	27,756,278	28,582,989	2.98

Source: Trademap



A GREAT INCREASE IN THE EXPORT OF DIESEL ENGINES

In 2009, Turkey's machinery and accessories export to Spain reached approximately 244 million dollars and its machinery import from Spain reached 480 million dollars. The volume of the foreign trade between Spain and Turkey showed a 3,7 percent growth and reached 724,6 million dollars. The balance of this foreign trade was 236 million dollars with an increase of 4,2 percent.

A review of our machinery export to Spain shows that the following item groups were our top exports: washing machines with 60,4 million dollars, refrigerators, freezers, coolers, heat pumps with 56 million dollars, washing and cleaning machines with 34 million dollars and central heating boilers except steam boilers with 18 million dollars.

Among our top ten items in machinery export to Spain, remarkable increases have been observed in flasks for metal foundries with 150,64 percent, air conditioners with 90,27 percent and centrifuges with 85,32 percent. The items in machinery sector that Turkey imports most from Spain are diesel and semi-diesel engines with 77 million dollars, alternative-rotative spark-ignition internal combustion engines with 36 million dollars, transmission shafts, cranks, bearing shells, gears and reels with 35,6 million dollars, reciprocating internal combustion engines, accessories and spare parts with 32 million dollars and plumbing & pipe fitting goods, pressure reducing, thermostatic valves with 30 million dollars. In our machinery export to this country during this period, the items with the greatest increase in export rates were washing, cleaning and drying machines with 91 percent, followed by diesel and semi-diesel engines with 69,6 percent.

MAIN SECTIONS OF OUR MACHINERY AND ACCESSORIES EXPORT TO SPAIN					
Product Group	2008	2009	2010	2011 (6 months)	Change
Washing machines	56,508,392	62,388,206	60,457,495	33,374,992	-3.09
Refrigerators, freezers, coolers, heat pumps	68,317,904	62,360,498	56,616,593	26,799,290	-9.21
Washing and drying machines	39,951,844	23,853,054	34,084,317	15,211,787	42.89
Central heating boilers except steam boilers	17,941,667	16,870,312	18,077,935	12,459,766	7.16
Air conditioners	8,879,041	6,269,710	11,929,201	16,518,440	90.27
Heat exchange processing devices	7,473,115	7,465,518	8,414,075	3,873,839	12.71
Ttransmission shafts, cranks, bearing shells, gears and reels	2,529,278	4,847,272	6,745,511	4,097,305	39.16
Centrifuges	3,985,867	3,482,559	6,453,977	4,520,849	85.32
Air vacuum pumps, air/gas compressors, ventilators, aspirators	4,256,012	5,105,286	5,353,610	2,761,862	4.86
Flasks for metal foundries	4,335,991	2,051,649	5,142,277	1,873,986	150.64
Other	62,649,111	41,156,336	31,059,209	28,007,235	-24.53
Total	276,828,222	235,850,400	244,334,200	149,499,351	3.6

Source: TÜİK

**TURKEY TO
SUCCESS**



**TURKISH
COMPANIES
PARTICIPATE IN ITMA**

**TURKISH
COMPANIES**
PARTICIPATE IN ITMA



ID NO.	COMPANY NAME	HALL	BOOTH NUMBER
10008	Ipekcioglu Tekstil Makinalari Yedek Parca San. vcTic Hüseyin Ipekci	3	H3-B135
10032	Promar Industrial Chemicals Limited Company	4	H4-B108
10061	Eksoy Textile Chemicals & Dyes	4	H4-A128
10068	KAVURLAR MAKINA SANAYI VE TIC. AS.	2	H2-C255
10107	Sanal Plastik Tic. ve San. A.S.	2	H2-B142
10111	Milhan Tekstil Iplik Sarma Gıda Mak. San. ve Tic. Ltd. Sti.	1	H1-B159
10115	DENGE KIMYA VE TEKSTIL SAN. TIC. LTD. STI.	4	H4-B103
10138	Enmos Endüstriyel Otomasyon Elektronik San. Tic. Ltd. Sti.	4	H4-D113
10186	Super Heat-Set Machinery Co Ltd	1	H1-B123
10458	Agteks Knitting and Textile Industries Co. Ltd.	1	H1-B128
10499	Enhas Makina San. ve Tic. Ltd. Sti.	3	H3-C190
10603	Dokaksam Dokuma Makineleri Aksami San. Ve Tic. A.S.	3	H3-C155
10667	Balkan Tekstil Makinalari Sanayi Ticaret Ltd Sti	2	H2-B127
10676	BARIS YEDEK PARÇA TICARET VE SAN. LTD. STI	3	H3-D145
10696	Nit Örme Tekstil San. ve Tic. Ltd. Sti.	3	H3-B188
10699	OZ ANADOLU KIMYA SAN. VE TIC. A. S.	4	H4-D122
10711	Hale Makina San. Tic. Ltd. Sti.	5	H5-A113
10712	Canlar Makina San. Tic. Ltd. Sti.	5	H5-A103
10715	Derya Orgu Mak. Igne ve Aksami San. Tic. Ltd. Sti.	3	H3-B122
10718	FKK GÜNEY OTO LAS. TAK. SAN. TIC. A.S	2	H2-C117
10748	ODESI TEKSTIL BILGISAYAR MAKINA INSAAT SAN.TIC.LTD.STI	6	H6-B129
10751	SENSAL MAKINA TEKSTIL SANAYI VE TICARET LTD STI	2	H2-A125
10756	CLIPS MACHINE SANAYI VE TICARET LTD.	6	H6-A102
10761	Sistem Konveyör Bant ve Kayis San. Tic. Ltd. Sti.	6	H6-D133
10767	DEGIRMEN SANAYI VR TIC. A.S.	6	H6-D151
10774	Tüm Kalip Aparat San. Tic. Ltd. Sti.	3	H3-C129
10860	VAV TEKNOLOJİ BİLİSİM SANAYİ VE TİCARET LTD. STİ.	5	H5-B122
10862	Görtöks Triko Tekstil Mak. ve Örgü Çelik San. Tic. Ltd. Sti.	3	H3-B103
10864	KOLDAS MAKINA VE MOT. SAN.TIC.LTD.STI	5	H5-B116
10865	Kalkan Firca San. Tic. Ltd. Sti.	6	H6-D132
10880	SULFET BASKI MAKINALARI SANAYI VE DIS TICARET LTD. STI.	7	H7-A101
10890	SERAMİK TEKSTİL İTH. İHR.SANAYİ TİC. LTD. STİ.	3	H3-B179
10916	PROCHEM CHEMICAL A.S.	7	H7-C138
10918	ASOS MEKATRONİK OTOMASYON SİSTEMLERİ SAN.TIC.LTD.STI	5	H5-A114
10921	Boyut Endüstri Makinalari San. Ve Tic. Ltd. Sti.	3	H3-C134



ID NO.	COMPANY NAME	HALL	BOOTH NUMBER
10925	Dilmenler Makina ve Tekstil San. Tic. A.S.	6	H6-D110
10927	ELIAR ELEKTRONIK SANAYI TIC. A.S.	5	H5-B119
10929	Setas Kimya Sanayi A.S.	4	H4-A170
10932	MURATEKS TEKSTIL MAK. SAN. TIC. LTD. STI	6	H6-D161
10935	Demsan Tekstil Mak. San. Ve Tic. Ltd. Sti.	6	H6-B125
10936	GENKIM GENERAL INDUSTRIAL CHEMICAL PRODUCTS MANUFACTURING AND TRADING CO.	4	H4-A164
10941	RULTRANS TRANSMISYON SANAYI VE TICARET A.S.	2	H2-C269
10948	TEMAK TEKSTIL MAK. AKSESUARLARI SAN.TIC.LTD.STI.	2	H2-C134
10964	CREDO KAGIT IMALAT SANAYI VE DIS TIC. LTD. STI	5	H5-B132
10975	ÖZBİLİM TEKSTİL MAKİNALARI SANAYİ TICARET LIMITED SİRKETİ	5	H5-A125
10998	LST Laser Systems Technology	5	H5-C138
11001	Temsan Makina ve Tekstil San. Tic. As.	2	H2-C229
11005	Memnun Makina Imalat San. ve Tic. Ltd. Sti	6	H6-D135
11010	HAS DIS TICARET LTD.STI.	7	H7-C109
11011	TEKNIK TEKSTİL MAKİNE SAN VE TIC A.S.	7	H7-C130
11012	Beneks Taahuut Mühendislik Mümessillik ve Makine Sanayi Ticaret Limited Sirketi	4	H4-C102
11016	Ron Kimya San. ve Tic. Ltd. Sti.	4	H4-D127
11017	Ataç Elektrik Mak. Ltd. Sti	2	H2-B168
11031	Polteks Tekstil Makinalari San. Tic. Ltd. Sti.	4	H4-C101
11032	Heliot International	6	H6-B113
11035	Iva Öz Plastik Makina Tekstil San. Tic. Ltd. Sti	2	H2-C102
11048	Fiberflon A.S.	6	H6-B128
11070	Sayteks Tekstil Makine ve Tarak Sanayi A.S.	3	H3-D142
11093	FLOKCAN TEKSTİL SANAYİ TICARET LTD STI	4	H4-A129
11109	KEMITEKS KİMYA SANAYİ VE TICARET A.S.	4	H4-D112
11112	Eltexmak Elk. Elt. Mak. San. Ve Tic. Ltd. Sti.	6	H6-A120
11118	Güven çelik Makina San. Tic. Ltd. Sti.	6	H6-A109
11137	MKS Devo Textile and Chemicals Inc.	4	H4-B114
11153	Mersan Paslanmaz Mak. San. ve Tic. Ltd. Sti	5	H5-D134
11170	Huzur Makina Metal Plas. San. Ve. Tic. Ltd. Sti.	2	H2-A152
11174	ALDEMİR TEKSTİL MAKİNA SANAYİ VE TICARET LIMITED SİRKETİ	3	H3-A148
11182	Ekoteks Tekstil Mak San. Tic. A.S. -Ekowire	3	H3-C214
11188	Düzye Moda Ltd.	5	H5-C115
11192	GARANTİ İPLİK SANAYİ VE TICARET ANONİM SİRKETİ	4	H4-A108

ID NO.	COMPANY NAME	HALL	BOOTH NUMBER
11197	Ak-Kim Kimya Sanayi ve Ticaret A.S	7	H7-C188
11203	Ekoteks Tekstil Mak San. Tic. A.S. -Ekorit	2	H2-C192
11211	TANKA CASTING AND MACHINE	3	H3-D127
11214	PROTEKS MAKİNA OTOMASYON DIS TICARET VE SANAYİ TIC. LTD. STI	4	H4-D146
11218	GÜRELMAK MAKİNA SANAYİ TICARET LIMITED SİRKETİ	6	H6-B110
11222	Taymak Sistem Modifikasyonu Mak. Iml. Dök. Ve Mak. Yek. Parç. San. Tic. Ltd. Sti	1	H1-B148
11224	HAS MAKİNA SANAYİ TICARET LTD. STI.	3	H3-B124
11226	EUROTEX TEKSTİL TICARET LTD STI	4	H4-A114
11227	KMS KUBA MAKİNA SANAYİ TICARET LTD. STI	3	H3-B115
11237	Entema Endüstriyel Tesisler ve Makina San. Ltd. Sti	5	H5-A110
11270	Ardim Mühendislik Kostr. Proje Tasarım Makina San. ve Tic. Ltd. Sti.	5	H5-D107
11274	Textil Dunyasi Magazine	3	H3-C150
11275	HIZ YAYINCILIK TEKSTİL TANITIM HİZMETLERİ-YUSUF KEMAL HIZARCIOĞLU	3	H3-C104
11296	Güçlü Tekstil Yedek Parça Sanayi	3	H3-C215
11300	DALGAKIRAN MAKİNA SANAYİ VE TICARET A.S.	7	H7-B114
11315	Inelli Plastik Tekstil Otomotiv San. Tic. A.S	2	H2-C196
11317	ULUSOY TEKSTİL SANAYİ VE TICARET A.S.	4	H4-A111
11337	Yükselis Yayıncılık Ltd. Sti.	3	H3-B144
11348	DOGUS TEKSTİL YEDEK PARÇA SANAYİ VE TICARET LTD. STI.	3	H3-C106
11363	Teknik Fuarçılık Yayıncılık Danışmanlık Ltd.	2	H2-A171
11365	Marlateks Tekstil Teknolojisi A.S	4	H4-B145
11388	KALE İPLİK SANAYİ VE DIS TICARET A.S	5	H5-C134
11392	SELÇUK İPLİK SANAYİ VE TICARET A.S.	5	H5-A106
11407	Ihlas Magazine Group	3	H3-B102
	Textile Machinery and Accessories Industrialists' Association		H4-2UL1
11416	Association		H4-2UL1
11430	ASIL MAKİNA SANAYİ VE TIC. LTD. STI	1	H1-B127
11431	BOYAR KİMYA SANAYİ VE TICARET A.S	5	H5-C117
11440	Pentakim Textile Auxiliary Chemicals	4	H4-D126
	CELİKHAN MAKİNE TEKSTİL PLAS. KAG. KUY. VE		
11461	ELEKTRONİK SAN. TIC.LTD.STI	5	H5-B108
11484	Tekst . Ltd. Sti.		
11488	Daye Yayıncılık İnşaat Mobilya.San.ve Tic.Ltd.Sti		



TURQUM®

TURKISH QUALITY OF MACHINERY

CERTIFIED COMPANIES

TURQUM® (TURKISH QUALITY OF MACHINERY) THE QUALITY BRAND OF TURKISH MACHINE SECTOR

Machine Advertising Group (MTG) will guarantee the quality of Turkish Machine Industry and Turkish Machine in the domestic and foreign markets with TURQUM®.

TURQUM® will enable our companies to take the first step in the branding process with quality product and production.

TURQUALITY target will develop the powerful global brands and create world brands which are the last chain of branding process.

TURQUM® Quality Brand will be able to be an important technical regulation in preventing the import of non-standard inappropriate and unqualified machines and parts and unfair competition within the framework of legal limits.



Vinçsan Vinç Sanayi ve Ticaret A.Ş.

Velibaba Mah Sanayi Cad. No:38 Dolayoba 34896
Pendik /İstanbul /Türkiye
Phone: + 90 216 - 307 50 45

Fax: + 90 216 - 307 55 56
Web: <http://www.vincsan.com>
E-mail: info@vincsan.com

Vinçsan Vinç Sanayi ve Ticaret A.Ş. with a past for 34 years, is a company making productions in accordance with FEM, DIN and CMAA norms in crane. In their portfolio, special cranes, movable bridge cranes, portal cranes, jib cranes, electrical hoists and electrical chain hoists are included. The com-

pany has a 10.000 square meters production field in Pendik/Dolayoba, İstanbul. It has a factory established on a 65.000 square meters field in Gebze Akçakul district. It exports its products to such countries as Russia, France, United States of America, Spain, Turkmenistan, Kazakhstan, Azerbaijan, Kosovo, Iraq, United Arab Emirates, Saudi Arabia, Ethiopia, Omani, Egypt, Sudan, Libya, Morocco, Algeria and Syria.



Doğuş Vana Ltd. Şti.

Address: MOSB IV. Kısım Ahmet Nazif Zorlu Bulvarı
No: 28 Manisa
Phone: + 90 236 - 213 11 25-26 / + 90 236 - 213 11 34

Fax: + 90 236 - 213 11 35
Web: <http://www.dogusvana.com.tr/>
E-mail: infodogus@dogusvana.com.tr

Doğuş Vana Ltd. Şti., founded in İzmir in 1988, is one of the leading companies in the sector concerning the flow control equipments to be used

in water systems. Gate valves, check valves, air valves, stainers, disassembly parts, irrigation hydranths, fire hydranths, control valves, needle valves and balance valves are in their product range.



Dalgakıran Kompresör

Dalgakıran Makina SAN.TİC.A.Ş.
Address: Eyüp Sultan Mahallesi Müminler Cd. No: 70
34885 Sancaktepe, İstanbul / Türkiye
Phone: + 90 216 - 311 71 81 (pbx)

Fax: + 90 216 - 311 71 91 - 92
Web: <http://www.dalgakiran.com.tr/>
E-mail: info@dalgakiran.com
export@dalgakiran.com

Dalgakıran Kompresör, rendering service continuously since 1965, has a screw assembly, piston assembly, piston head production, pressure tank production lines and sheet metal forming plant, automatic paint lines and metal cutting production plants estab-

lished on a 25.550 square meters indoor field in İstanbul. Dalgakıran Kompresör, exporting 70 percent of its production, has branches in Russia, Ukraine, U.K. and Germany. Screw compressors, piston compressors and compressed air equipments are the topics in the product range.



Hidrokon Vinç

Address: Büyük Kayalık Mahallesi 3.Org.San. Bölgesi
Evrenköy Caddesi No:13 Selçuklu \ Konya - Türkiye
Phone: + 90 332 - 239 17 60

Fax: + 90 332 - 239 20 81
Web: www.hidrokon.com
E-mail: info@hidrokon.com

Hidrokon Vinç has carried out the production of "on-vehicle" hydraulic mobile crane since 1993. Hidrokon Vinç, having a product range from 30 tons/meters to 270 tons/meters, carry out the production of portable jib crane, telescopic mobile

crane, hydraulic mobile crane for rescuing purposes and hydraulic attachments in a 46.000 square meters field in Konya 3. Organized Industrial Zone, 18.000 square meters of which is indoor field. The product range is: "Portable Jib Cranes, Telescopic Jig Cranes and Human Lifting Platforms".



ÇESAN Filtreleri

ÇESAN Çevre Sağlığı Ltd.
Address: Organize Sanayi Bölgesi
Büyük Selçuklu Cad. No:3
06935 Sincan / ANKARA - TURKEY

Phone: + 90 312 267 05 00 (pbx)
Fax: + 90 312 267 04 01
Web: www.cesantld.com; www.cesan.ru
E-mail: cesan@cesantld.com

drum-mix
industrial
st catch-
cyclones.
ed gas

ns; ISO 9001
is: "Crane
crane
ms. Crane
lectrical

crete
has ISO
ertificate
obile con-
crete plants

roduction
ugh its
2 Flying
bermak:



Yılmaz Pvc & Alüminyum İşleme Makineleri Ltd.Şti.

Yılmaz Pvc & Alüminyum İşleme Makineleri Ltd.Şti.
Address: Turgut Özal Bulvarı No: 173 Taşdelen 34788
Çekmeköy - İstanbul / Türkiye
Phone: + 90 (216) 312 28 28 Pbx

Fax: +90 (216) 484 42 88
Web: www.yilmazmachine.com.tr
E-mail: yilmaz@yilmazmachine.com.tr

Yılmaz Makine carries out the product-selling, technical support, recovery of the failure and spare parts-selling in order to meet the needs of assembly, technical maintenance, failure and spare parts and accessories for Pvc Aluminium profile processing machines. It offers service for the producers in the world using Pvc and Aluminium profile processing machines and the producers in Turkey producing doors and windows especially, and for small and big companies producing furniture via wood cutting machines and for people aiming to deal

with their hobbies. It continues its selling and production operations in different countries in the different continents with a wide distributor network. Production range is: "Cutting machine types, welding machine types, PVC welding and corner cleaning line, corner cleaning machines, meeting rail grinding machines, lath cutting machines, water discharge machines, copy milling machines, automatic vertical screwing unit, PVC wing processing center, aluminium corner binding press, bench press, wood machines, conveyor systems and accessories".



NET MAK Metal Makine Sanayi ve Ticaret Ltd. Şti.

NET MAK Metal Makine Sanayi ve Ticaret Ltd. Şti.
Address: Çakmak Mah.Balkan Cad. Gökçin Sok.No: 4
Ümraniye / İstanbul
Phone: + 90 216 - 364 24 00

Fax: + 90 216 - 364 28 00
Web: www.netmak.com.tr
E-mail: info@netmak.com.tr

"NET MAK", starting its operations in 1961 and getting its current trade name in 1983, has its center in İstanbul and two showrooms in Karaköy and Ümraniye. NET MAK, having a factory and logistic center in a 20.000 square meters field in Sakarya Hendek Organized Industrial Zone, renders service with 150 selling points and

service network throughout Turkey. Netlift brand of Netmak which has many brands is one of the globally known brands. The product range is: "Carrying, lifting, piling and handling equipments; safety systems for working in high positions, personal protection equipments, personal lifters; high pressure hydraulic jack and equipments; weight safety equipments and automotive group products".



Layne Bowler

Layne Bowler Pompa Sanayi A.Ş.
Address: İstanbul Karayolu 16. km 06930 Etimesgut
Ankara / Türkiye
Phone: + 90 312 - 255 96 51

Fax: + 90 312 - 255 96 50
Web: www.laynebowler.com.tr
E-mail: layne@laynebowler.com.tr

Layne Bowler Pompa Sanayi A.Ş. was established in Ankara in 1965 as one of the first industrial businesses in the pump sector in Turkey. It is possible to come across the products of Layne Bowler nearly in all countries. Layne Bowler is one of the important suppliers of European and Latin American markets besides Middle

East and North Africa which are now the main markets. Layne Bowler uses Vertilayn brand for pumps with vertical shaft; Sublayn brand for Submersible Pumps; Sewlayn brand for Waste Water Pumps and Jeolayn brand for Geothermal Pumps. It renders service in single-stage norms and multistage centrifuge pump with vertical shaft besides these brands.





AKYAPAK Makine

Akyapak Makine Sanayi ve Ticaret A.Ş.
Address: Akçalar Sanayi Bölgesi No: 8 Akçalar
Bursa / Türkiye
Phone: + 90 224 280 75 00

Fax: + 90 224 280 75 02
Web: www.akyapak.com.tr
E-mail: info@akyapak.com.tr

The AKYAPAK Company has had a 25.000 square meters technological production plant indoors in Bursa since 1962. AKYAPAK AKBEND produces over 2.000 machines on average with its experienced 350 staff. AKYAPAR machines, exported to 82 countries, are used in

building, wind energy, ventilators and heating industry, from automotive to maritime. The product range is: "Hydraulic Cylinder Machines with AHS 4 roller, Hydraulic Cylinder Machines with AHS 3 roller, Assymetric Cylinder Machines with ASM-S 3 Roller, Assymetric Cylinder Machines with ASM 3 Roller, Assymetric Cylinder Machines with S 3 Roller and SMAP Servo Motor Cylinder Machine".

Phone 2: + 90 216 - 540 11 33 (10 Line)
Fax: + 90 216 - 415 41 39
Web: www.ekomak.com.tr
E-mail: pazarlama@ekomak.com.tr
satinalma@ekomak.com.tr

pressors, EKO-VST series screwed air compressors, WIN series screwed air compressors, CALYPSO press-air dryers, CALYPSO pressured air filters, Hankison Hankison filter, air tank, oxygen generator, nitrogenator, sanding vessel, air manager and DMD compres-

Web: www.gocmaksan.com
E-mail: info@gocmaksan.com

selling operations by 35 percent for abroad and by 65 percent for domestic market with an 80 percent market share in a 8.500 square meters field. The product range is: "Sheet cutting machines, mechanical cutting machines, bending machines, mechanical bending machines, winding machines, spiral bending machines, straightening machines, light building machines, stirrup bending machines, hand tools and cylinder".



HIDROMEK

Address: Ayaş Yolu 25. km 1. Organize Sanayi Bölgesi
Osmanlı Caddesi No:1 06935 Sincan
Phone: + 90 312 - 267 1260 (20 line)

Fax: + 90 312] - 267 1239
Web: www.hidromek.com.tr
E-mail: info@hidromek.com.tr

Hidromek, founded in 1978, made its first production in Ankara in 1986. The all parts of their products are produced with welding robots and CNC tables in accordance with design requirements. Hidromek Company also has many awards. It got Design Turkey 2010 award in the Best design, The Stars of the Export Awards 2009 in the Exporters of the Year, Design

Turkey 2008 award in Super Design, 2008 Fast Fish Awards of Referans Newspaper and has the Turquality: Institutionalization and Quality in Business and Brand Management certificate. The product range is: "Backhoe Loaders; HMK 62 SS, HMK 102 B, HMK 102 S. Elastic excavator; HMK 140 W, HMK 200 W. Tracked excavator; HMK 140 LC, HMK 220 LC, HMK 300 LC, HMK 370 LC and excavators with special applications: HMK 200 MH W.".



ALFA Makine

ALFA Makine Kazan Sanayii A.Ş.
Address: Merkez: Gençlik Cad. 51/1 Anıttepe / Ankara
Phone: + 90 312 229 78 07

Fax: + 90 312 229 78 71
Web: www.alfakazan.com.tr
E-mail: info@alfakazan.com.tr

Alfa Makina Sanayii, founded in 1986, carried out its production firstly in Ostim Industrial Site, and then in their factory established on a 9.000 square meters field and having a 5.000 square meters production field in Hasanoğlan Organized Industrial Zone

in the 30th km of Samsun road from 1997 on. Alfa produces all kinds of machines besides heating devices and climate plants in their facilities. The product range is: "Soil fuelled full automatic room heater, liquid and gas fuelled vessels, hot water makers and tanks".



ÜNTES A.Ş.


ÜNTES A.Ş.
Address: Merkez & Fabrika: İstanbul Yolu 37. Km
Kazan - Ankara
Phone: + 90 0312 818 63 00

Fax: + 90 0312 818 61 50
Web: www.unt.es.com.tr
E-mail: fabrika@unt.es.com.tr

ÜNTES A.Ş., founded in 1968, operates in the production, import, sale and after-sales service fields of heating, cooling and air conditioning devices. It has a 12.500 square meters indoor field established on a 70.000 square meters outdoor field located in Kazan, Ankara. Standard air conditioning and ventilating plants, hygenic

air conditioning plants, channel type air conditioning plants, packet hygenic air conditioning devices, roof-top air conditioning devices, fresh air units, roof-top exhaust aspirators, water cooling towers with radial fans, wall type hot weather devices with radial fans, wall type hot weather devices with tubeaxial fans, Fancoil devices and Laminer Air Flow units are produced in the factories of ÜNTES in Ankara.





NAME OF ASSOCIATION: TURKISH FLUID POWER ASSOCIATION (AKDER)

	DATE OF FOUNDATION : 1996	NUMBER OF MEMBERS : 67	CONTACT Address: Perpa Ticaret Merkezi. Kat: 13 No: 2484, 34384 Okmeydanı / İSTANBUL Phone: + 90 212 - 222 19 71 Fax: + 90 212 - 222 19 71 Web: www.akder.org E-mail: akder@akder.org
	INTERNATIONAL ASSOCIATIONS OF WHICH IT IS A MEMBER: Cetop European Fluid Power		

PURPOSE AND FIELD OF ACTIVITY:
 Purpose and field of activity: It was founded in order to gather all manufacturers, importers and distributors engaged in Turkish Fluid Power Sector under a single roof; provide service as a center of consultancy and recommendation; discuss problems, find solutions for such problems and inform; cooperate for personnel training; produce statistical information; lead the relevant units to enable technical standards, regulations and practices to become acquire currency; provide collective participation in domestic and foreign fairs; protect commercial ethics and the legal order between buyers and sellers in the business line; promote technology transfer availing to the economy of the country and raise the awareness of users.

NAME OF ASSOCIATION: PACKAGING MACHINERY ASSOCIATION (AMD)

	DATE OF FOUNDATION : 2006	NUMBER OF MEMBERS : 24	CONTACT Address: Koşuyolu Mah. Kâtip Salih Sok. No:13 34718 Kadıköy / İSTANBUL Phone: + 90 216 - 545 49 48 Fax: + 90 216 - 545 49 47 E-mail: asd@ambalaj.org.tr Web: www.ambalaj.org.tr / www.amd.org.tr
	INTERNATIONAL ASSOCIATIONS OF WHICH IT IS A MEMBER:		

PURPOSE AND FIELD OF ACTIVITY:
 It was founded in order to ensure that Turkish packaging machinery become prominent positively in national and international markets, are produced in accordance with international norms and reach to the level of preferred products. Companies within this association's field of activity are engaged in the production of package and packaging machinery and the complementary machinery operated with them.


NAME OF ASSOCIATION: ANATOLIAN ELEVATOR CONDUCTORS ASSOCIATION (ANASDER)

	DATE OF FOUNDATION :	NUMBER OF MEMBERS : 48	CONTACT Address: Necatibey Cad. Lale Sok. Kat:2 No:13/7 Sıhhiye / ANKARA Phone: + 90 312 - 232 06 40 Fax: + 90 312 - 232 06 40 Web: www.anasder.org.tr E-mail: info@anasder.org.tr
	INTERNATIONAL ASSOCIATIONS OF WHICH IT IS A MEMBER:		

PURPOSE AND FIELD OF ACTIVITY:
 It was founded in order to provide all kinds of financial and moral support for the elevator conductors in Anatolia; support members in their social life and for their development and carry out supporting activities in accordance with the article 22 of the legislation.



NAME OF ASSOCIATION: VEHICLE, ON-VEHICLE AND CONSTRUCTION EQUIPMENT MANUFACTURERS ASSOCIATION (ARUS-DER)

	DATE OF FOUNDATION: 1999	NUMBER OF MEMBERS: 89	CONTACT Address: Birlik Mah. 285 Sok. 30/13 Çankaya ANKARA Phone: + 90 312 - 440 18 43-44 Fax: + 90 312 - 440 18 31 Web: www.arusder.org E-mail: info@arusder.org

PURPOSE AND FIELD OF ACTIVITY:

Its purpose is to serve for the development of the works of producer members; provide cooperation, solidarity and information exchange among its members; carry out endeavors and attempts to find solutions to the common economical, financial, legal, administrative, technological and production-related problems of members; examine sectoral problems of members related to production, submit suggestions to public institutions and organiza-

tions and private organizations for the solution of such problems and follow up the results; represent the sector and its members in public institutions and organizations and other bodies such as institutions, commissions, boards and committees and participate in the activities of such bodies; protect the rights and interests of the sector and its members. Activities related to production sectors of transport vehicles, vehicle parts, on-vehicle equipments and construction machinery are within its field of activity.

NAME OF ASSOCIATION: ASSOCIATION OF FITTING INDUSTRIALISTS AND BUSINESSMEN (BESİAD)


	DATE OF FOUNDATION: 2000	NUMBER OF MEMBERS: 72	CONTACT Address: Karayolları Mah. 648.Sok. No: 58 Gaziosmanpaşa Küçükköy / İSTANBUL Phone: + 90 212 - 609 06 35 Fax : + 90 212 - 609 06 45 Web: www.besiadturkey.com E-mail: info@besiadturkey.com

PURPOSE AND FIELD OF ACTIVITY:

It was founded in order to gather companies and persons manufacturing fittings under a single roof and to find common solutions to their problems; increase competitive

power against imported products; provide new information to be shared; strengthen unity and solidarity of the sector and ensure its continuity by organizing training programs and seminars.

NAME OF ASSOCIATION: INDUSTRIAL AUTOMATION INDUSTRIALISTS ASSOCIATION (ENOSAD)

	DATE OF FOUNDATION: 2005	NUMBER OF MEMBERS: 72	CONTACT Address: Kayışdağı cd., N:107 K:1 D: 2 Küçükbakkalköy Kadıköy / İSTANBUL Phone: + 90 216 - 469 46 96 Fax: + 90 216 - 469 46 98 Web: www.enosad.org.tr E-mail: info@enosad.org

PURPOSE AND FIELD OF ACTIVITY:

It was founded in order to strengthen the communication and solidarity among companies and individuals having formation of automation; determine problems of automation sector and find solutions to these problems; constitute sectoral service and working standards; follow and contribute to scientific and technical developments; serve

as a bridge between universities and the sector; represent the sector in the presence of governmental and non-governmental authorities; carry out activities of entrance of the sector in foreign markets; coordinate with similar foreign associations and increase international competitive power of the sector.

NAME OF ASSOCIATION: TURKISH CONSTRUCTION EQUIPMENT DISTRIBUTORS AND MANUFACTURERS ASSOCIATION (İMDER)

	DATE OF FOUNDATION: 2002	NUMBER OF MEMBERS: 28	CONTACT Address: Atatürk Cad. Esin Sk. No:9 Hu-ba Apt. Kat:1 34742 Kozyatağı / Kadıköy / İSTANBUL Phone: + 90 216 - 477 70 77 Fax: + 90 216 - 477 70 71 Web: www.imder.org.tr E-mail: imder@imder.org.tr
	INTERNATIONAL ASSOCIATIONS OF WHICH IT IS A MEMBER:		

PURPOSE AND FIELD OF ACTIVITY:

Its purpose is to contribute to the economical, cultural and social life of the sector and Turkish business life by determining and increasing ethical values and make the reputation of organizations and institutions reach to the

top level by protecting and developing ethical values. Approximately 550 companies and approximately 100 manufacturing companies in Turkish construction equipments and machinery sector are within its field of activity.

NAME OF ASSOCIATION: İSTANBUL METAL GOODS CRAFTSMEN INDUSTRIAL ZONE (İMES)

	DATE OF FOUNDATION: 1986	NUMBER OF MEMBERS: 844	CONTACT Address: İmes Sanayi Sitesi Yönetim Merkezi Ümraniye / İSTANBUL Phone: + 90 216 - 364 33 47 Fax: + 90 216 - 364 33 52 Web: www.imes.org E-mail: info@imes.org

PURPOSE AND FIELD OF ACTIVITY:

Management of İMES develops new projects which will provide added value to the lives of member companies' employees within its scope. İMES has become an international supply centre and it searches new markets and develops strategies to be followed in order to enter such markets; participates in domestic and foreign fairs; welcomes com-

mittees from and send committees to different countries. Moreover, it provides information exchange in all matters; makes use of various supports and provides consultancy service by organizing seminars for the companies within its scope. In İMES, there are production of special machine, automotive sub-industry products, metal castings and white-ware sub-industry products in particular.

NAME OF ASSOCIATION: STORAGE EQUIPMENT DISTRIBUTORS AND MANUFACTURERS ASSOCIATION (İSDER)


	DATE OF FOUNDATION: 2006	NUMBER OF MEMBERS: 31	CONTACT Address: Atatürk Cad. Esin Sok. No:9 Hu-ba Apt. Kat:1 34742 Kozyatağı / Kadıköy / İSTANBUL Phone: + 90 216 - 477 70 77 Fax: + 90 216 - 477 70 71 Web: www.isder.org.tr E-mail: isder@isder.org.tr
	INTERNATIONAL ASSOCIATIONS OF WHICH IT IS A MEMBER:		


PURPOSE AND FIELD OF ACTIVITY:


Its purpose is to provide support for the solution of problems to be faced by member companies in their commercial activities including storage, forklift, lifting, embarking, evacuating, transporting, warehousing and production, import, export, marketing, sale and after-sale services and leasing related to logistic equipments and machinery; develop the sector of storage equipments; cooperate with


other organizations engaged in the sector in and out of the country; protect the rights and interests of members of the sector. All kinds of storage, forklift, lifting, embarking, evacuating, transporting, warehousing and logistic equipments, machinery and spare parts; their general distributors and exporting, manufacturing, renting and second hand companies and branches in Turkey are within its field of activity.





NAME OF ASSOCIATION: AIR CONDITIONING & REFRIGERATION EQUIPMENT MANUFACTURERS ASSOCIATION (ISKID)			
	DATE OF FOUNDATION: 1993	NUMBER OF MEMBERS: 87	CONTACT Address: Hal Yolu Cad., Çayryolu Sok. No: 5 Bay Plaza Kat: 3, 34752, İçerenköy / Kadıköy / İSTANBUL Phone: + 90 216 - 469 44 96 Fax: + 90 216 - 469 44 95 Web: www.iskid.org.tr E-mail: iskid@iskid.org.tr
	INTERNATIONAL ASSOCIATIONS OF WHICH IT IS A MEMBER: International Institute of Refrigeration, Eurovent: "The European Committee of Air Handling & Refrigeration Equipment manufacturers."		
PURPOSE AND FIELD OF ACTIVITY:			
Its purpose is to provide cooperation among its members which are manufacturers and/or exporters of air conditioning and refrigeration devices; do its best to solve the problems of its members; protect the rights of Turkish air		conditioner users and companies on national and international level and carry out its activities considering the protection of the environment and economy of the country in order to meet the country's demands of refrigeration and air conditioning.	

NAME OF ASSOCIATION: MACHINERY MANUFACTURERS ASSOCIATION (MIB)			
	DATE OF FOUNDATION: 1990	NUMBER OF MEMBERS: 35	CONTACT Address: And Sok. No:8/10 06680 Çankaya / ANKARA Phone: + 90 312 - 468 37 49 Fax: + 90 312 - 468 42 91 Web: www.mib.org.tr E-mail: mib@mib.org.tr, mnturker@mib.org.tr
	INTERNATIONAL ASSOCIATIONS OF WHICH IT IS A MEMBER: CECIMO, PNEUROP		
PURPOSE AND FIELD OF ACTIVITY:			
It was founded in order to find solutions to the common problems faced by machinery manufacturing sector accepted as engineering industry in all developed countries and directly contributing to technology production both in and out of the country and discuss and conclude the suggestions developed for this purpose with the relevant authorities; contribute to the entrance of the sector in for-		eign markets and its development. It is engaged in 35 sub-sectors in machinery and component manufacturing. Its field of activity includes "manufacturers of machine tools, cutting tools and cast; hydraulic-pneumatic machines and components; lifting, embarking, constructing and excavating machines; mine, metallurgy, marble processing and drilling machines; food, package and plastic processing machines; leather processing and textile machines, etc."	

NAME OF ASSOCIATION: CONSTRUCTION EQUIPMENT ENGINEERS ASSOCIATION (IMMB)			
	DATE OF FOUNDATION: 1998	NUMBER OF MEMBERS: 350	CONTACT Address: Cevat Dünder Cad. Kavacıklı İş Merkezi No: 15/37 Ostim / ANKARA Phone: + 90 312 - 385 78 94 Fax: + 90 312 - 385 78 95 Web: www.ismakinalari.org E-mail: ismakinalari@ttmail.com, ismakinalari@ismakinalari.org
	INTERNATIONAL ASSOCIATIONS OF WHICH IT IS A MEMBER:		
PURPOSE AND FIELD OF ACTIVITY:			
Its purpose is to ensure that construction equipments, most of which are imported, are well-known; these construction equipments, which are our national wealth, are operated properly and their economical lives are efficiently maintained. Another purpose of this association		is to reach to the information sources to provide efficiency in the shortest time possible and constitute the collaboration of qualified person potential to need such sources. It is also aimed to provide sharing of this information by submitting to the technical sub-positions in a widespread manner.	


NAME OF ASSOCIATION: OSTIM ORGANIZED INDUSTRIAL ZONE			
	DATE OF FOUNDATION: 1997	NUMBER OF MEMBERS: THERE ARE 5 THOUSAND COMPANIES IN ITS SCOPE.	CONTACT Address: Ostim Organize Sanayi Böl. Müdür. 100. Yıl Bld. No: 99 Ostim /ANKARA Phone: + 90 312 - 385 50 90 / 1400 Fax: + 90 312 - 354 58 98 Web: www.ostim.org.tr E-mail: ostim@ostim.org.tr
	INTERNATIONAL ASSOCIATIONS OF WHICH IT IS A MEMBER:		
PURPOSE AND FIELD OF ACTIVITY:			
Main services of OSTIM enhanced by title of OIZ with innovation approach are as follows: "electricity and natural gas; public works & housing and infrastructure, fair & organization, environmental planning & auditing, security services, opening transactions, human resources, cus-		tomer satisfaction, information & communication, public information, training and occupational health & safety inspection services. In addition to all these services, OIZ supports the competition of its members by means of the projects it develops in cooperation with public and private organizations in an all-round and regular manner.	

NAME OF ASSOCIATION: BOILER AND PRESSURE VESSEL INDUSTRIALISTS UNION (KBSB)			
	DATE OF FOUNDATION: 1985	NUMBER OF MEMBERS: 49	CONTACT Address: Perpa İş Merkezi No:1405 B Blok Kat: 9 Okmeydanı/İSTANBUL Phone: + 90 212 - 222 81 93 Fax: + 90 212 - 222 81 94 Web: www.kbsb.org.tr E-Mail: info@emelkazan.com; makgun@universalisi.com
	INTERNATIONAL ASSOCIATIONS OF WHICH IT IS A MEMBER: International Institute of Refrigeration, Eurovent: "The European Committee of Air Handling & Refrigeration Equipment manufacturers."		
PURPOSE AND FIELD OF ACTIVITY:			
It was founded in order to gather its members under a single roof and take the national boiler and pressure vessel industry to the level of developed countries in frame		of common standards; ensure that boilers and pressure vessels needed in Turkey are produced in Turkey; support its members and inform the public on such issues.	

NAME OF ASSOCIATION: PLASTICS INDUSTRY ASSOCIATION (PAGDER)			
	DATE OF FOUNDATION: 1989	NUMBER OF MEMBERS: 35	CONTACT Address: Turgut Reis Mah. Barbaros Cad. İstanbul Ticaret Sarayı, Ofis No: 293 Giyimkent 34480 İSTANBUL Phone: + 90 212 444 20 85 Fax : + 90 212 438 15 93 Web: www.pagev.org E-mail: pagder@pagder.org
	INTERNATIONAL ASSOCIATIONS OF WHICH IT IS A MEMBER: It is an active member of European Plastic Convertors Association (EUPC), European Plastics Manufacturers Association (Plastics Europe) and Council of International Plastics Associations (CIPAD).		
PURPOSE AND FIELD OF ACTIVITY:			
PAGDER was founded as a private foundation in order to meet Turkish Plastic Industry's need of organization in line with the development in the world; enable the development of the sector in terms of vocational training, quality, technology, efficiency and competitive power and		provide an infrastructure to be integrated with the world; enhance the image of plastic by developing relations with public authorities and show the importance of the sector; provide qualified manpower and technological advantage for the sector by contributing to research activities and lead the plastic industry in all areas.	



NAME OF ASSOCIATION: HEALTHCARE PRODUCTS MANUFACTURES AND REPRESENTATIVES ASSOCIATION (SADER)

	DATE OF FOUNDATION : 1993	NUMBER OF MEMBERS : 45	CONTACT Address: Adakale Sok. No: 28/13 Kızılay/ANKARA Phone: + 90 312 - 433 77 88 Fax : + 90 312 - 433 46 33 Web: www.sader.org.tr E-mail: sader@sader.org.tr gen.sekr@sader.org.tr

PURPOSE AND FIELD OF ACTIVITY:

Some of its purposes are to coordinate, promote, discipline and raise awareness of its members; protect their rights and interests in accordance with the laws; carry out socially beneficial works and practices related to education, health and various social issues directly or by way of

aiding current organizations; providing opportunities of domestic and foreign travels for young people in order to support them in education and general culture; carry out organizations in order to enable the participation of its members in domestic and foreign vocational fairs aiming at developing export.

NAME OF ASSOCIATION: TURKISH ASSOCIATION OF AGRICULTURAL MACHINERY AND EQUIPMENT MANUFACTURERS (TARMAKBİR)

	DATE OF FOUNDATION : 1977	NUMBER OF MEMBERS : 220	CONTACT Address: Meşrutiyet Cad. No:31/6 06420 Kızılay/ ANKARA Phone: + 90 312 - 419 37 94 Fax : + 90 312 - 419 37 53 Web: www.tarmakbir.org E-mail: tarmakbir@tarmakbir.org

PURPOSE AND FIELD OF ACTIVITY:

Purpose of the association is to lead and support its members in professional, social, cultural and economical aspects throughout the country; protect their sector rights

and provide solidarity between its members and organizations with which they cooperate. Sectors constituting Turkish Machinery Manufacturing Industry are within its field of activity.

NAME OF ASSOCIATION: SAKARYA PROVINCE 2ND ORGANIZED INDUSTRIAL ZONE ENTREPRENEURS ASSOCIATION

	DATE OF FOUNDATION : 1977	NUMBER OF MEMBERS : 77	CONTACT Address: 2. Organize Sanayi Bölgesi Kargalıhanbaba Köyü Hendek/ADAPAZARI Phone: + 90 264 - 654 58 33/ 654 58 34 Fax: + 90 264 - 654 58 35 Web: www.s2osb.org.tr E-mail: s2osb@s2osb.org.tr

PURPOSE AND FIELD OF ACTIVITY:

It was founded in order to produce solutions to potential problems of companies serving in automotive and hard-

ware industry; industries of plastic, textile, construction elements, forestry products and food; production of electric materials and chemical industry.

NAME OF ASSOCIATION: TOBB MACHINERY SECTOR COMMISSION


	DATE OF FOUNDATION : 1950	NUMBER OF MEMBERS MORE THAN 1 MILLION 200 THOUSAND COMPANIES FROM ALL SECTORS ARE REGISTERED.	CONTACT Address: Atatürk Bulvarı No:149 Bakanlıklar 06640 Ankara Phone: + 90 312 - 413 80 00 Fax: + 90 312 - 418 32 68 Web: www.tobb.org.tr E-mail: info@tobb.org.tr

PURPOSE AND FIELD OF ACTIVITY:

It was founded in order to provide union and solidarity among chambers and exchanges; facilitate occupational activities of its members; protect professional discipline

and ethics for the purpose of making honesty and confidence prominent in the relations of its members with each other or the public.

NAME OF ASSOCIATION: ALL ELEVATOR INDUSTRIALISTS AND BUSINESSMEN ASSOCIATION (TASİAD)


	DATE OF FOUNDATION : 1988	NUMBER OF MEMBERS : 103	CONTACT Address: Örnek Mah. Doğan Cad. G-51 Sok. No:5 K:1 Ataşehir/İSTANBUL Phone: + 90 216 - 324 94 36 Fax: + 90 216 - 324 56 31 Web: www.tasiad.org.tr E-mail: info@tasiad.org.tr

PURPOSE AND FIELD OF ACTIVITY:

It was founded in order to provide all kinds of professional, financial and moral supports for the elevator operators in Marmara Region and in other regions; assist them in the presence of third parties, organizations and authorities

in accordance with the laws; support them in their social lives and for their development. This association carries out such supporting activities in accordance with the article 22 of the legislation.

NAME OF ASSOCIATION: FEDERATION OF ALL MEDICAL DEVICE MANUFACTURERS AND SUPPLIERS ASSOCIATIONS (TUMDEF)

	DATE OF FOUNDATION : 2004	NUMBER OF MEMBERS THERE ARE 16 MEMBER ASSOCIATIONS WITHIN TUMDEF AND THERE ARE MORE THAN 1500 SECTORAL COMPANIES WHICH ARE MEMBERS OF THESE ASSOCIATIONS.	CONTACT Address: Kâtip Çelebi Sok. 2/6 Kavaklıdere/ ANKARA Phone: + 90 312 - 468 69 84 Fax: + 90 312 - 468 69 94 Web: www.tumdef.org E-mail : tumdef@tumdef.org

PURPOSE AND FIELD OF ACTIVITY:

It was founded in order to provide occupational unity, support, social solidarity, collaboration and discipline among current Medical Device Manufacturers and Suppliers Associations and their members. The federation carries

out activities in order to protect rights and interests of member associations and members of these associations and develop their professional competence and raise their awareness considering service standards for the human health and the public weal in accordance with the laws.





TURKISH MACHINERY ASSOCIATIONS

NAME OF ASSOCIATION: TURKISH PUMP AND VALVE INDUSTRIALISTS ASSOCIATION (POMSAD)



POMSAD

DATE OF FOUNDATION: 2005

NUMBER OF MEMBERS: 40

INTERNATIONAL ASSOCIATIONS OF WHICH IT IS A MEMBER:

The European Pump Industry (EUROPUMP), The European Committee for the Valve Industry (CEIR) and Hydraulic Institute.

CONTACT

Istanbul Karayolu 16. Km. No:153 PK. 3 06790
Etimesgut/ANKARA
Phone: + 90 312 - 255 96 51/ 255 10 73
Fax: + 90 312 - 255 96 50 / 255 10 74
Web: www.pomsad.org.tr
E-mail: pomsad@pomsad.org.tr

PURPOSE AND FIELD OF ACTIVITY:

It was founded in order to gather real persons and businessmen servicing in Turkish pump and valve industry and working in construction or production of pump and valve together; produce common solutions to the sector's problems in all areas and provide solidarity for this purpose; make joint attempts to enable the sector to fit

into competitive environment in foreign markets; increase communication and information flow among the members of the sector; inform its members about the technical innovations; serve for the progress of Turkish pump and valve industry by promoting research and improvements and serve many other purposes.

NAME OF ASSOCIATION: TURKISH MARBLE, NATURAL STONE AND MACHINERY MANUFACTURERS ASSOCIATION (TUMMER)



DATE OF FOUNDATION: 2000

NUMBER OF MEMBERS: 123

CONTACT

Address: Turan Güneş Bulvarı 71. Sok. No: 8/3
Yıldız Çankaya/ ANKARA
Phone: +90 312 440 83 63 | Fax: +90 312 440 80 83
Web: www.tummer.org.tr
E-mail: info@tummer.org.tr
tummermer@yahoo.com

PURPOSE AND FIELD OF ACTIVITY:

It was founded in order to make Turkey a leading country in world's natural stone production and export by developing natural stone mining in Turkey; ensure that the provisions prohibiting mining in our laws and regulations are

eliminated; provide assurance of authorization and production for miners in legal regulations; perform activities to enable efficient production of natural stone reserves and to increase use of natural materials, such as marble, travertine and granite, in our country and the world.